

# PRACTICE EXAM 8: CCAT-7 LEVEL 7 SIMULATION (CAPSTONE)


---

## Verbal Battery

### Picture Analogies (Questions 1–16)

1. A kettle goes with boiling water — that is its job. Which picture goes with an oven in the same way?

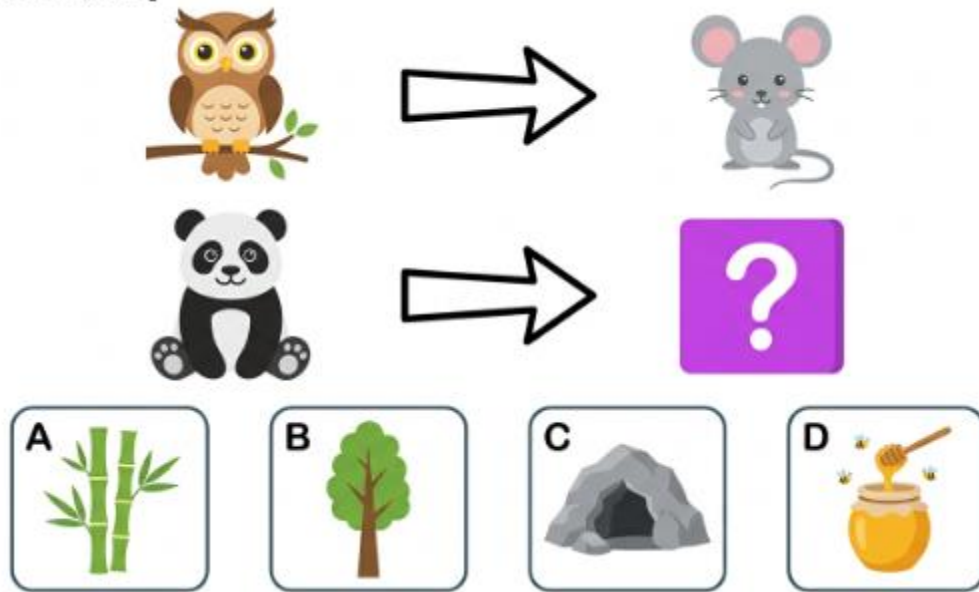
[Figure PQ-855]



- A. Freezing food
- B. Baking a cake
- C. Cutting bread
- D. Washing dishes

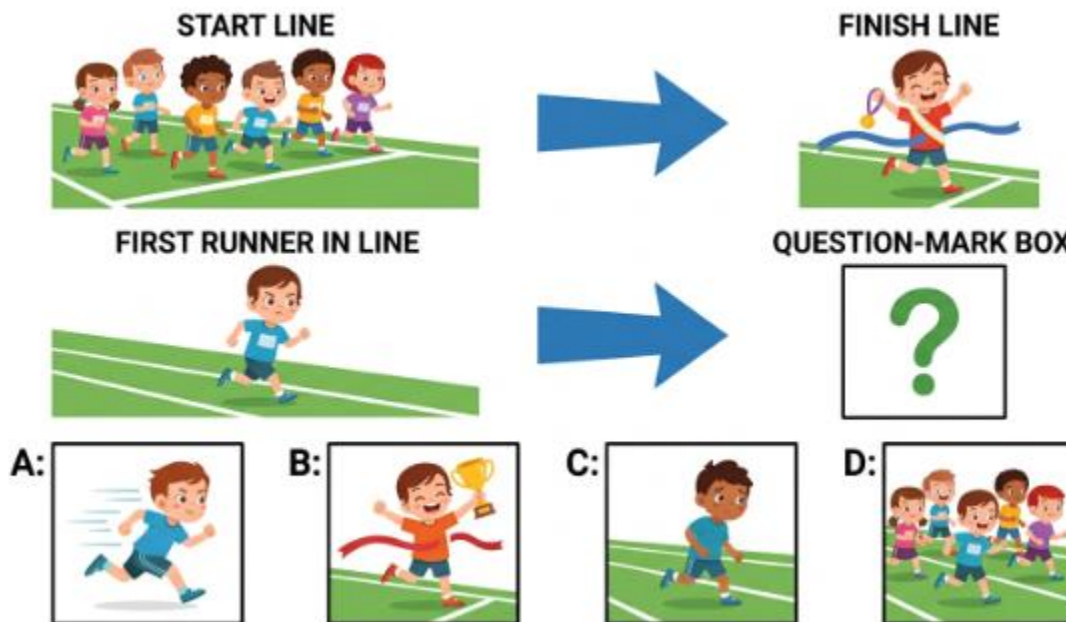
2. An owl goes with a mouse — that is its food. Which picture goes with a panda in the same way?

[Figure PQ-856]



- A. Green bamboo
- B. A tall tree
- C. A dark cave
- D. Golden honey

3. Begin goes with end — they are opposites. Which picture goes with the first runner in the same way?



- A. A fast runner
- B. A smiling winner
- C. The last runner
- D. The middle runner

4. An artist goes with a paintbrush — they use it. Which picture goes with a tailor in the same way?

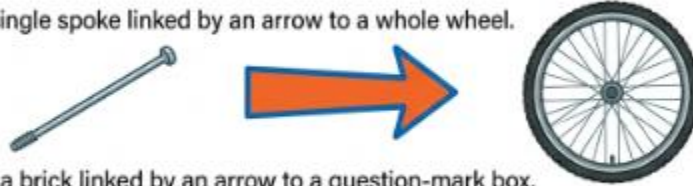


- A. A roll of cloth
- B. A round button
- C. A finished shirt
- D. A needle and thread

5. A spoke goes with a wheel — the spoke is part of it. Which picture goes with a brick in the same way?

[Figure PQ-859: Brightly coloured flat children's illustration.]


Top row: a single spoke linked by an arrow to a whole wheel.



Bottom row: a brick linked by an arrow to a question-mark box.



**A** cement



**B** a wall



**C** clay




**D** a builder

- A. Grey cement
- B. A brick wall
- C. Brown clay
- D. A busy builder


6. A cow goes with a calf — the calf is its baby. Which picture goes with a kangaroo in the same way?

**Figure PQ-860**




- A. A warm pouch
- B. A baby joey
- C. A big hop
- D. A map of Australia

7. A picture goes with a wall — that is where it hangs. Which picture goes with a star in the same way?



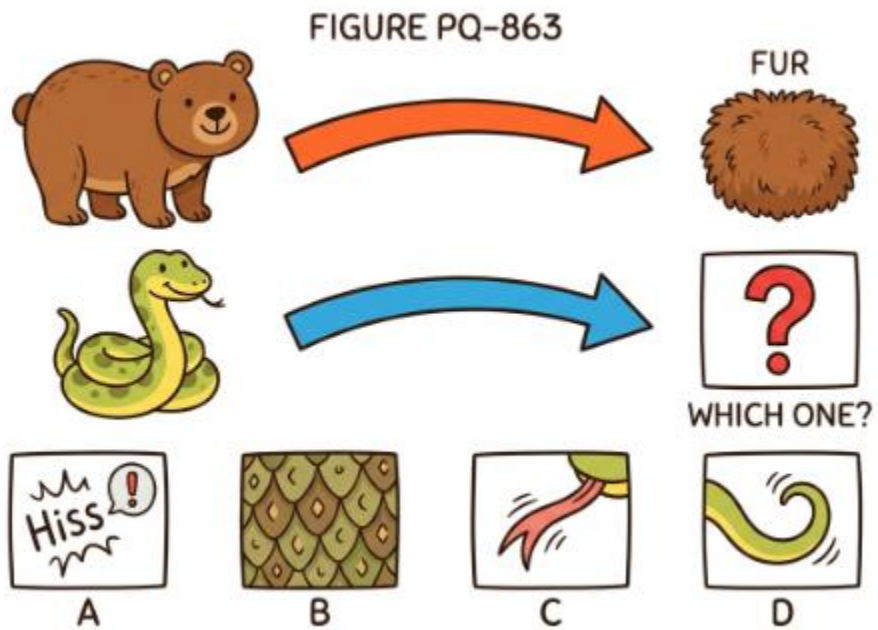
- A. The night sky
- B. The dark night
- C. A shiny sparkle
- D. A bedtime wish

8. Pressing a piano key goes with a note — that is the sound it makes. Which picture goes with hitting a drum in the same way?



- A. A loud bang
- B. A wooden drumstick
- C. The drum skin
- D. Sheet music

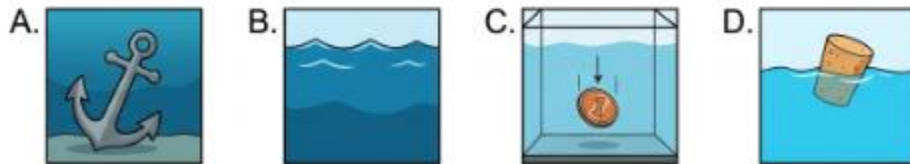
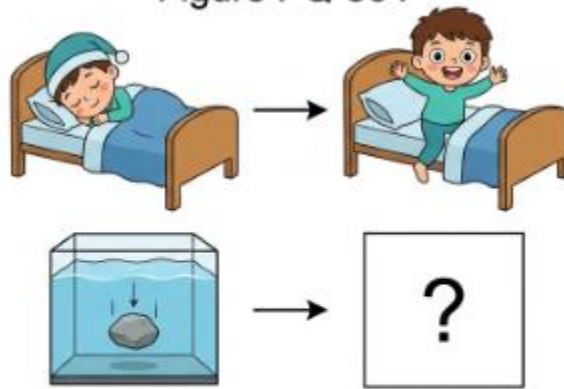
9. A bear goes with fur — that is its body covering. Which picture goes with a snake in the same way?



- A. A loud hiss
- B. Smooth scales
- C. A forked tongue
- D. A long tail

10. Asleep goes with awake — they are opposites. Which picture goes with the sinking stone in the same way?

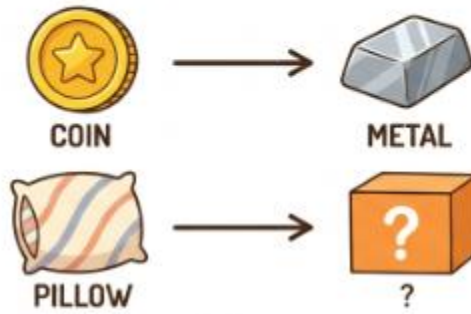
Figure PQ-864



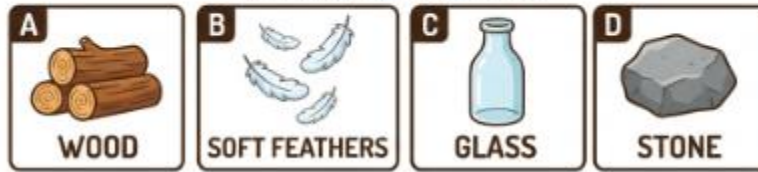
- A. A heavy anchor
- B. Deep blue water
- C. A dropped coin
- D. A floating cork

11. A coin goes with metal — that is what it is made of. Which picture goes with a pillow in the same way?

Figure PQ-865

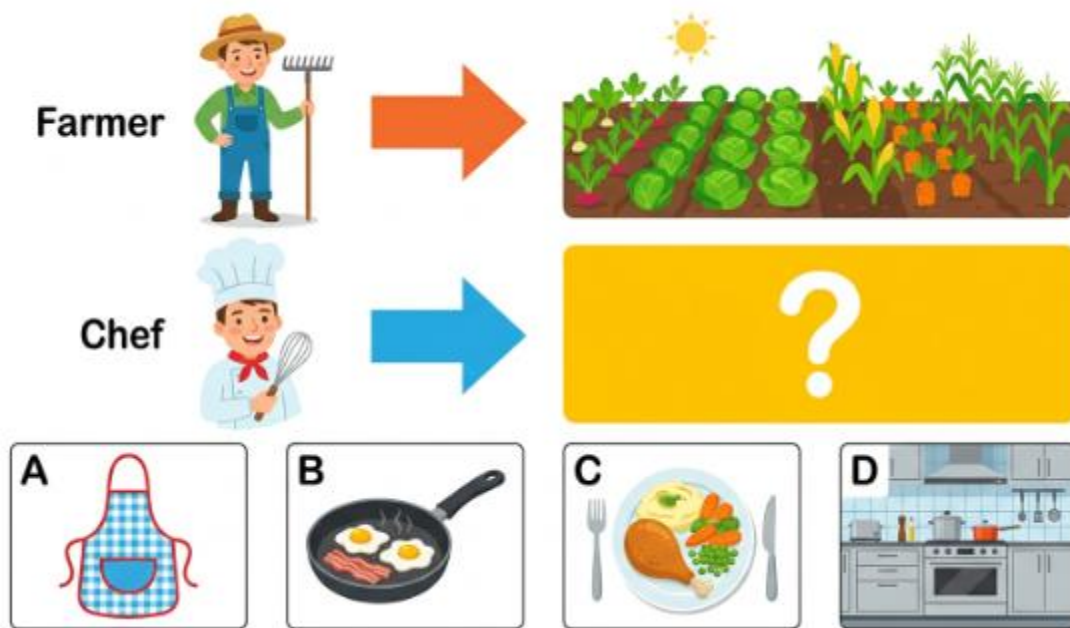


Choose the best answer



- A. Hard wood
- B. Soft feathers
- C. Clear glass
- D. Grey stone

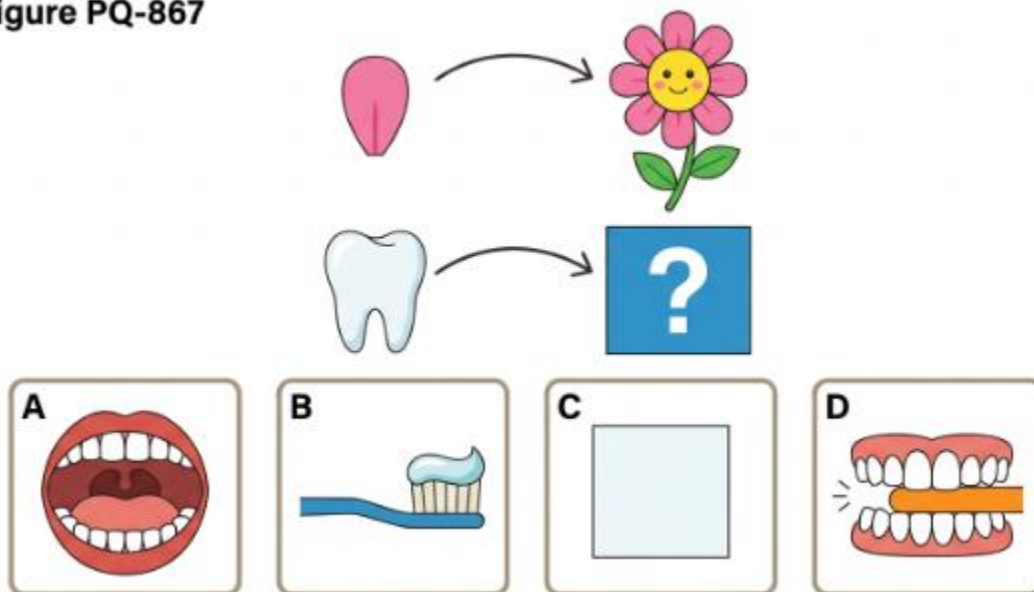
12. A farmer goes with crops — the farmer makes them grow. Which picture goes with a chef in the same way?



- A. A white apron
- B. A frying pan
- C. A cooked meal
- D. A busy kitchen

13. A petal goes with a flower — the petal is part of it. Which picture goes with a tooth in the same way?



**Figure PQ-867**





- A. A whole mouth
- B. A toothbrush
- C. The colour white
- D. A big bite


14. A clock goes with the time — that is what it tells us. Which picture goes with a calendar in the same way?

[Figure PQ-868]





the time








**A** the weather



**B** the days and dates



**C** the weight

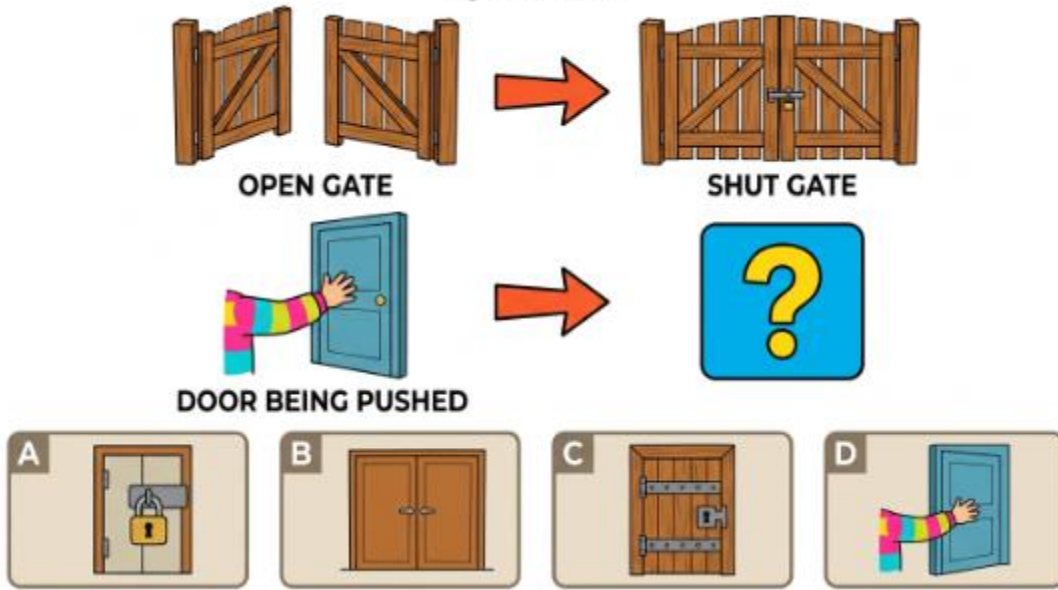


**D** the distance

- A. The weather
- B. The days and dates
- C. The weight
- D. The distance

15. Open goes with shut — they are opposites. Which picture goes with the door being pushed in the same way?

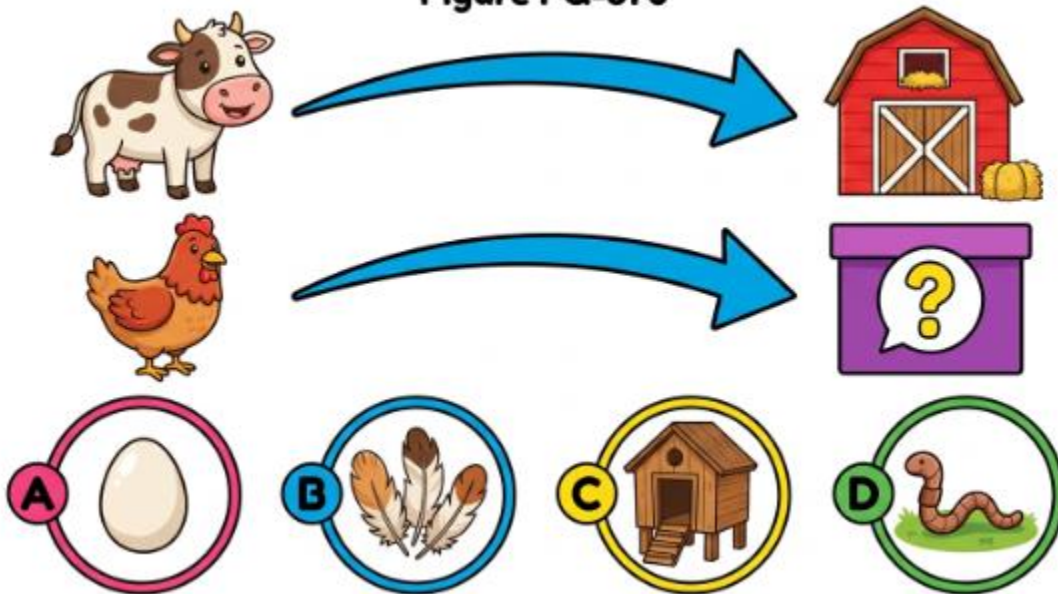
Figure PQ-869



- A. A locked door
- B. A wide door
- C. A heavy door
- D. A door being pulled

16. A cow goes with a barn — that is its home. Which picture goes with a hen in the same way?

Figure PQ-870



- A. A white egg
- B. Soft feathers
- C. A hen coop
- D. A wriggly worm

**Sentence Completion (Questions 17–30)**

17. The needle of a compass always points towards the...

Figure PQ-871:



- A. The east
- B. The south
- C. The north
- D. The west

18. The Earth takes one whole year to travel all the way around the...

**FIGURE PQ-872**



**A. the moon**



**B. a star**



**C. the sky**



**D. the sun**

- A. The moon
- B. A small star
- C. The wide sky
- D. The bright sun

19. When you mix the colours blue and yellow together, you make...

**[Figure PQ-873]**



- A. Bright red
- B. Deep purple
- C. Warm orange
- D. Leaf green

20. A young plant that has just grown up from a seed is called a...



- A. A small seedling
- B. A thick branch
- C. A ripe fruit
- D. A long root

21. Some animals, like bears, sleep all through the cold winter; this long sleep is called...



- A. Long migration
- B. Quick swimming
- C. Winter hibernation
- D. High flying

22. The opposite of an ancient, old castle is a... building.



**B** a brand-new building



**C**  
a grey  
building



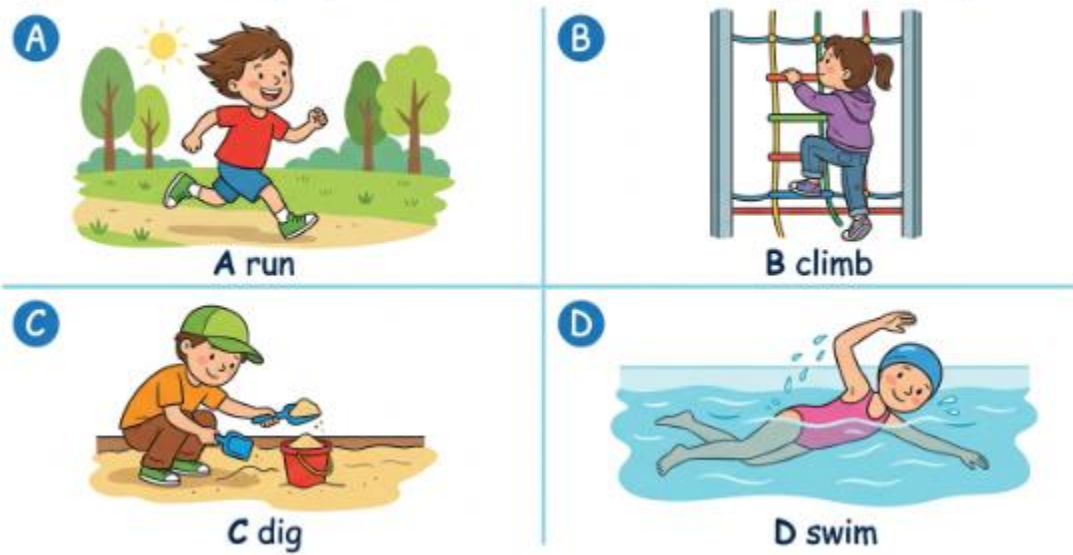
**D**  
an  
empty  
building



- A. A tall building
- B. A brand-new building
- C. A grey building
- D. An empty building

23. Ducks have webbed feet, which help them to... in the water.

Figure PQ-877: Brightly coloured flat children's illustration, four answer pictures



- A. Run fast
- B. Climb up
- C. Dig deep
- D. Swim well

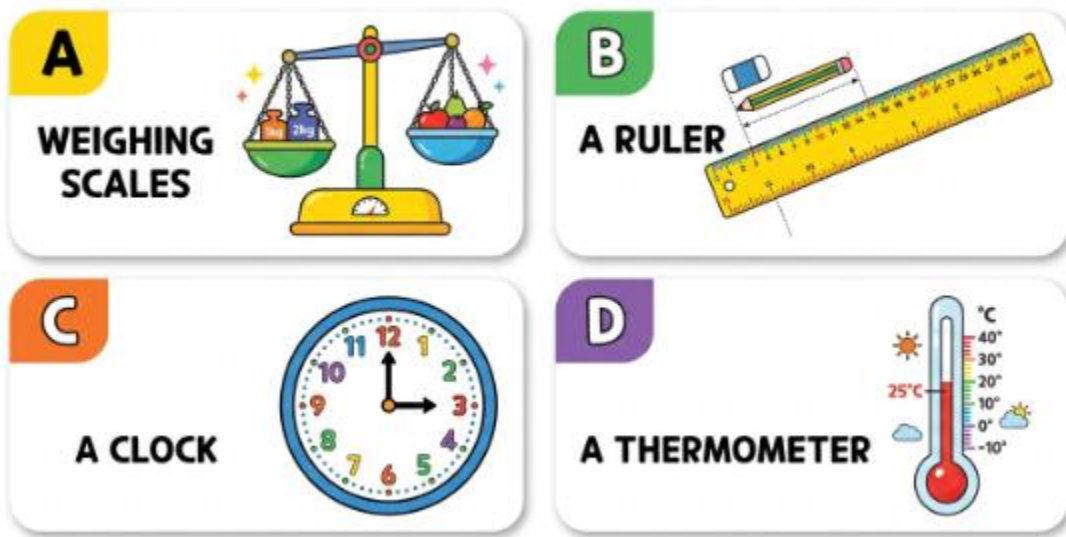
24. A dark shadow is made when an object blocks the...



- A. The wind
- B. The rain
- C. The sound
- D. The light

25. We measure how heavy something is by using a set of...

[Figure PQ-879]



- A. Weighing scales
- B. A long ruler
- C. A round clock
- D. A thermometer


26. Caterpillars, ladybirds, and ants are all different types of...



- A. Small birds
- B. Silver fish
- C. Furry mammals
- D. Little insects

27. The big, bright light we see up in the sky during the daytime is the...

Figure PQ-881



- A. The pale moon
- B. A twinkling star
- C. A bright lamp
- D. The shining sun

28. When a block of ice gets warm, it melts and turns back into...

Figure PQ-882



- A. Cool water
- B. Hot steam
- C. White snow
- D. Wet mud

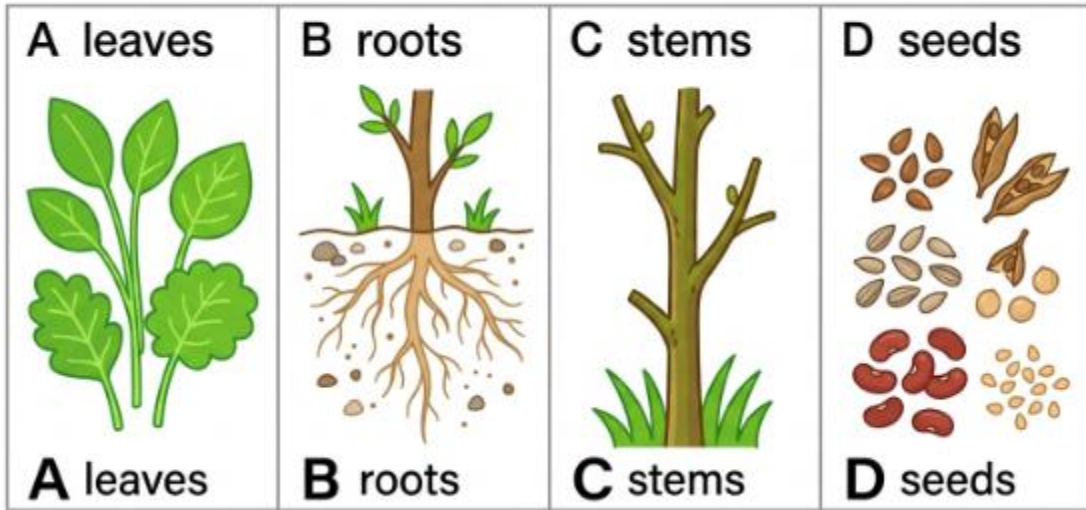
29. A baby frog that lives in the water and has a long tail is called a...



- A. A fluffy chick
- B. A bear cub
- C. A spotted fawn
- D. A little tadpole

30. Plants make brand-new plants by spreading their tiny...

Figure PQ-884




- A. Green leaves
- B. Long roots
- C. Thin stems
- D. Little seeds

**Picture Classification (Questions 31–44)**

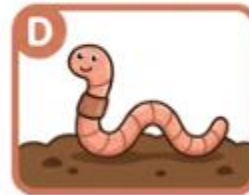
31. Look at the three pictures that go together. Which picture below belongs with them?

# GROUP THE ANIMALS

THESE ANIMALS HAVE A SHELL:



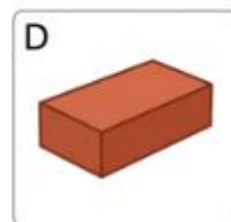


WHICH ONE ALSO FITS THE GROUP?



- A. A green frog
- B. A silver fish
- C. A clam
- D. A wriggly worm

32. Which picture belongs with the group above?

[Figure PQ-886: Brightly coloured flat children's illustration.]



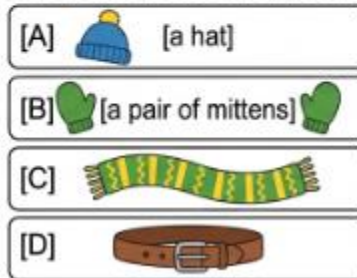
- A. A brick wall
- B. A clear bottle
- C. A wooden door
- D. A red brick

33. Which picture belongs with the group above?

**[Figure PQ-887: Brightly coloured flat children’s illustration. Three grouped pictures, all things that come in a pair:]**



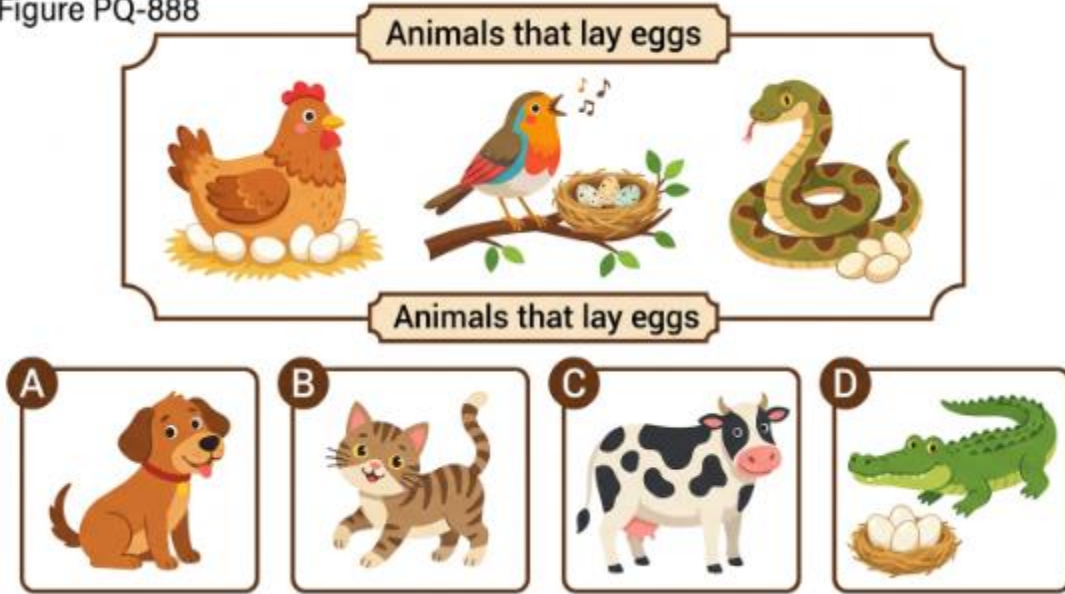
[Four answer pictures A–D, neutral:]



- A. A woolly hat
- B. A pair of mittens
- C. A long scarf
- D. A leather belt

34. Which picture belongs with the group above?

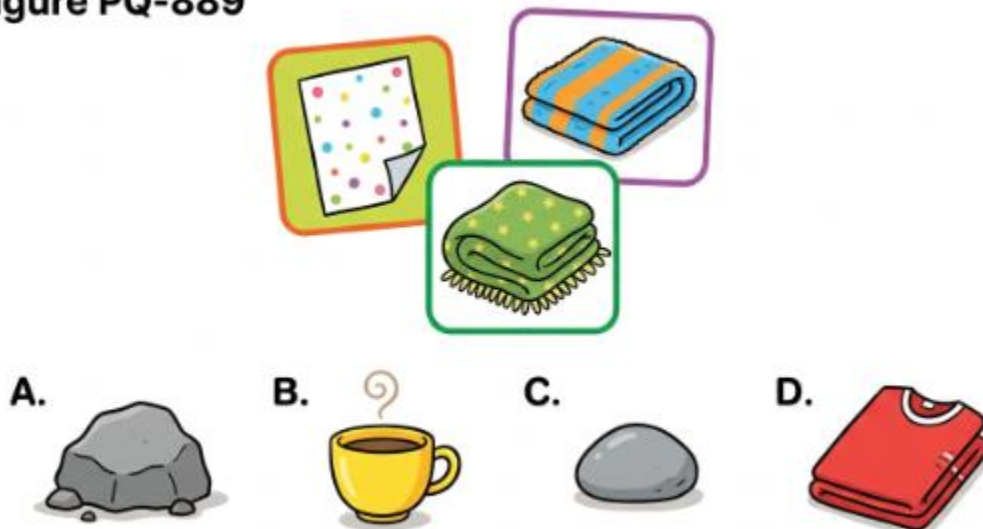
Figure PQ-888



- A. A pet dog
- B. A house cat
- C. A farm cow
- D. A crocodile



35. Which picture belongs with the group above?

Figure PQ-889




- A. A hard rock
- B. A china cup
- C. A grey stone
- D. A cotton shirt


36. Which picture belongs with the group above?




SHARK



FOX



WHALE



CAMEL

- A. A grey shark
- B. A red fox
- C. A blue whale
- D. A desert camel

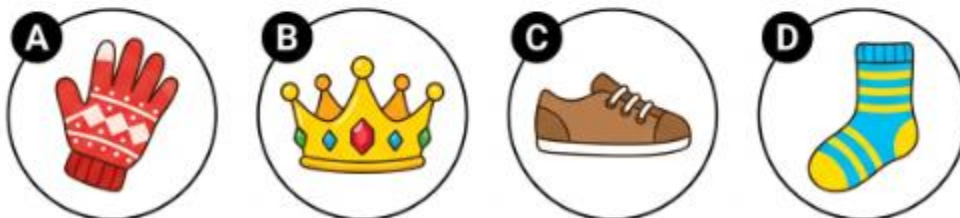

37. Which picture belongs with the group above?

[Figure PQ-891: Brightly coloured flat children's illustration]



- A. A bright comet
- B. A tall tree
- C. A flowing river
- D. A high mountain


38. Which picture belongs with the group above?



- A. A leather glove
- B. A golden crown
- C. A school shoe
- D. A woolly sock

39. Which picture belongs with the group above?

Figure PQ-893



- A. A crab
- B. A horse
- C. A sheep
- D. A chicken

40. Which picture belongs with the group above?


**Figure PQ-894**



- A. A cold ice cube
- B. A hot stove
- C. A round snowball
- D. A cold fridge

41. Which picture belongs with the group above?

**Figure PQ-895: Things that have keys:**



- A. A loud drum
- B. A sharp pencil
- C. A typewriter
- D. A round ball

42. Which picture belongs with the group above?


Figure PQ-896



- A. A round ball
- B. A sharp nail
- C. A flat plate
- D. A round coin

43. Which picture belongs with the group above?

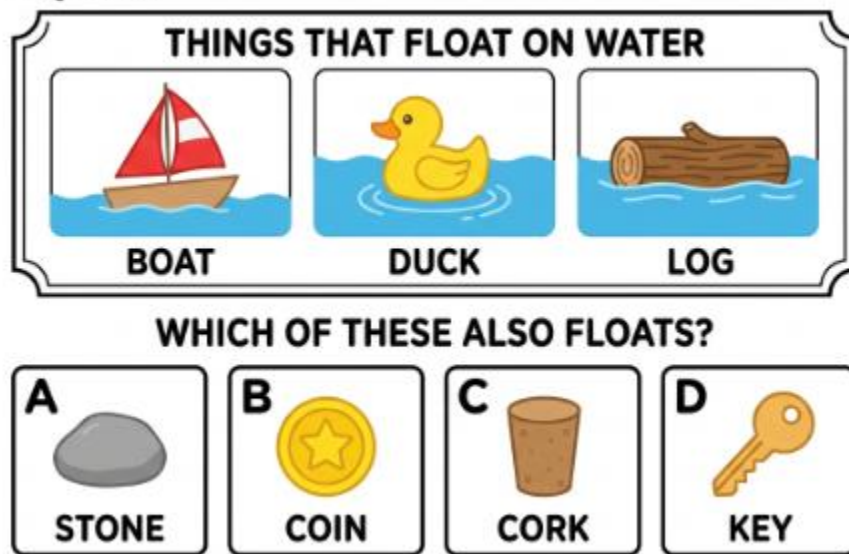
[Figure PQ-897: Brightly coloured flat children's illustration.]



- A. A long banana
- B. A long carrot
- C. A long cucumber
- D. A round cherry

44. Which picture belongs with the group above?

**Figure PQ-898**




- A. A heavy stone
- B. A metal coin
- C. A floating cork
- D. A metal key

**Quantitative Battery**

**Number Analogies (Questions 45–60)**


45. Look at the top pair to see what happened, then finish the bottom pair the same way.


**Figure PQ-899**



Top row: 9 apples → 12 apples


➔






Bottom row: 10 apples → question-mark box

➔




**Four answer pictures A–D:**


A




B



C

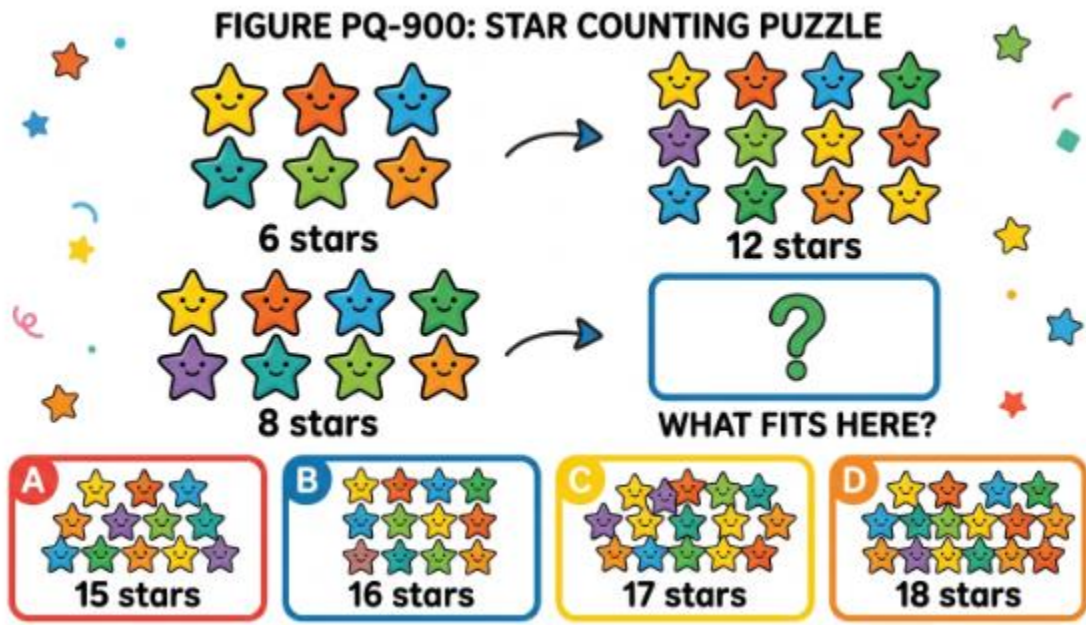


D



- A. 11 apples
- B. 12 apples
- C. 13 apples
- D. 14 apples

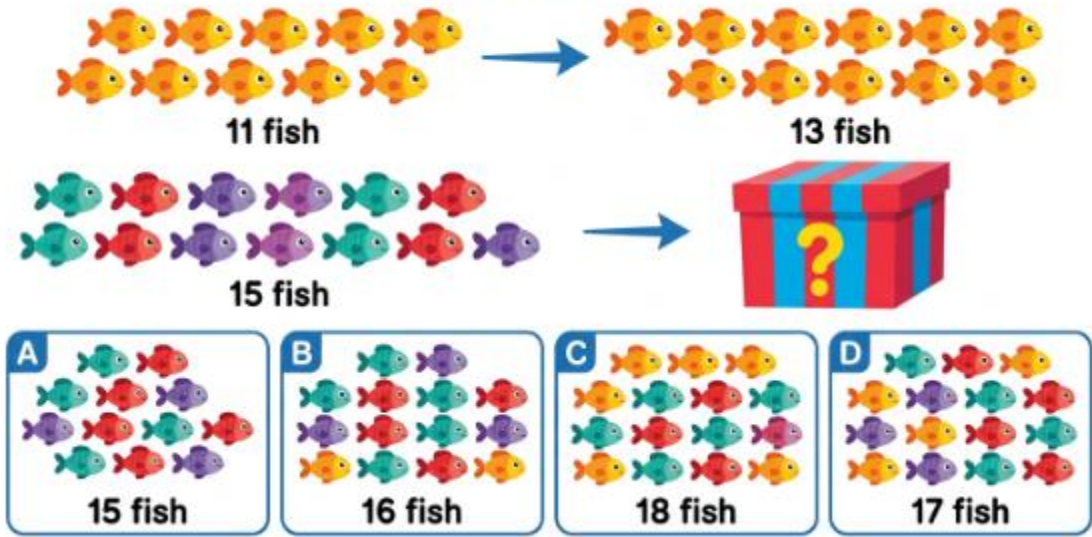
46. What happened to the amount? Finish the bottom pair the same way.



- A. 15 stars
- B. 16 stars
- C. 17 stars
- D. 18 stars

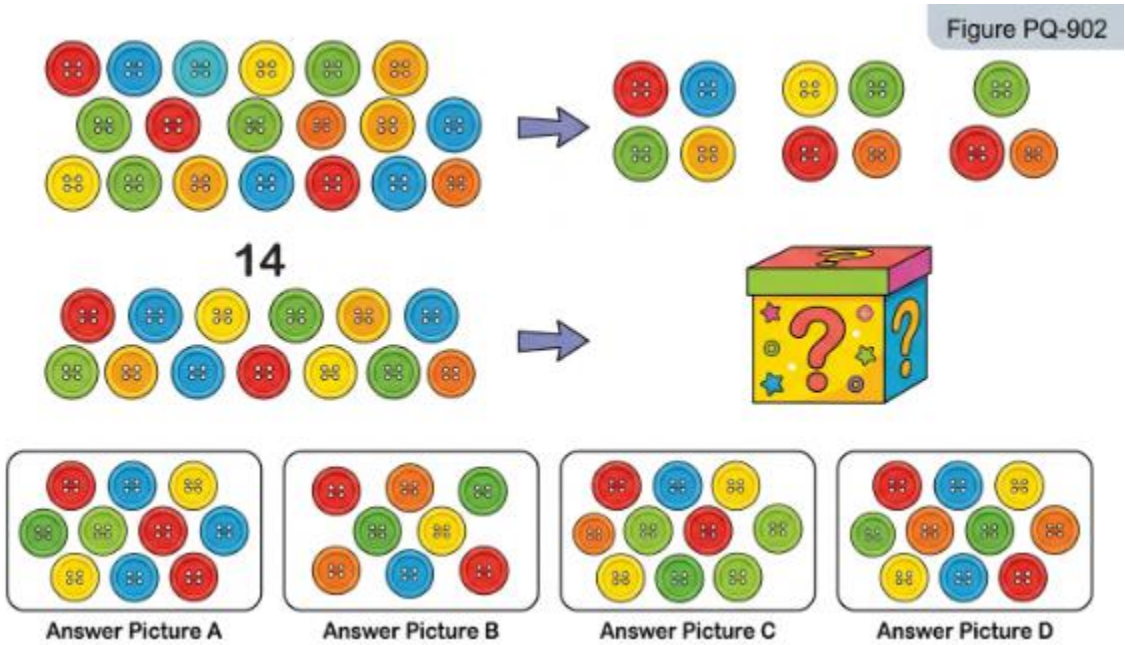
47. See the change, then finish the bottom pair the same way.

# Figure PQ-901



- A. 15 fish
- B. 16 fish
- C. 18 fish
- D. 17 fish

48. What happened to the amount? Finish the bottom pair the same way.



- A. 10 buttons
- B. 9 buttons
- C. 12 buttons
- D. 11 buttons

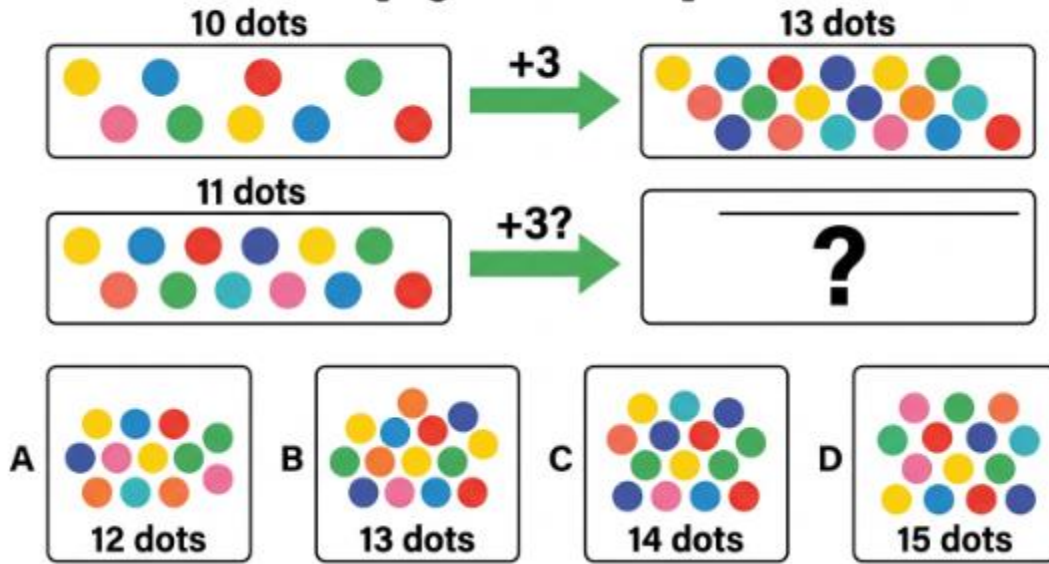
49. See how the amount changed, then finish the bottom pair the same way.

**Figure PQ-903: Cherry Puzzle**

- A. 17 cherries
- B. 18 cherries
- C. 19 cherries
- D. 20 cherries

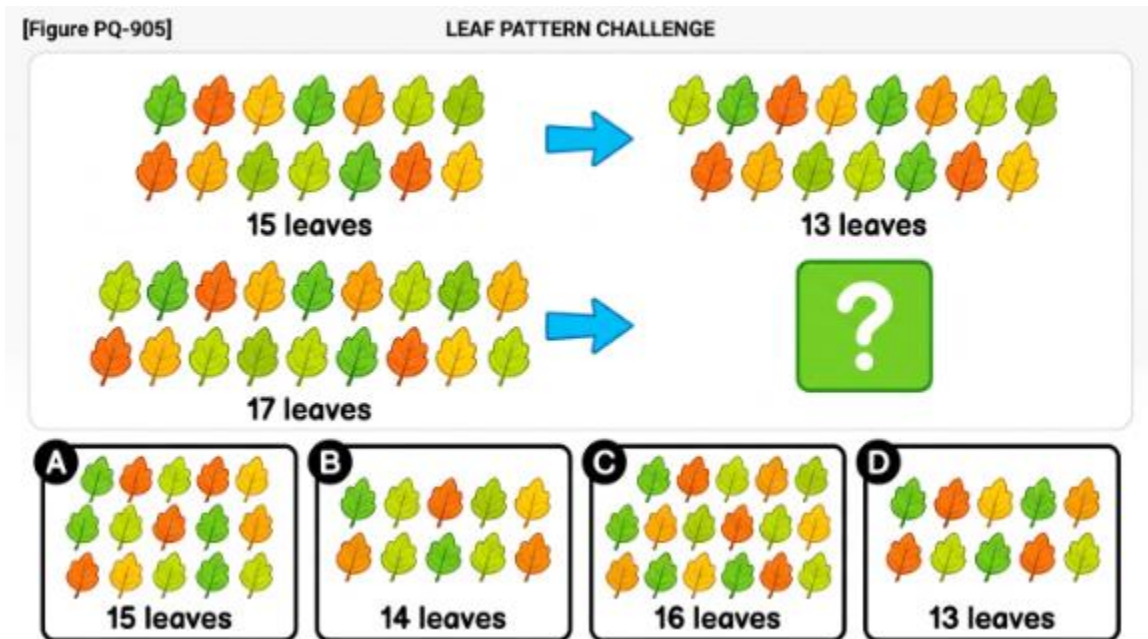
50. What happened to the amount? Finish the bottom pair the same way.

[Figure PQ-904]



- A. 12 dots
- B. 13 dots
- C. 14 dots
- D. 15 dots

51. See the change, then finish the bottom pair the same way.



- A. 15 leaves
- B. 14 leaves
- C. 16 leaves
- D. 13 leaves

52. What happened to the amount? Finish the bottom pair the same way.

[Figure PQ-906: Brightly coloured flat children's illustration with countable bees.]

### PQ-906 BEES PUZZLE

**Row 1**  
7 bees → 14 bees

**Row 2**  
9 bees → [?]

**A 17 bees**      **B 18 bees**      **C 19 bees**      **D 20 bees**



- A. 17 bees
- B. 18 bees
- C. 19 bees
- D. 20 bees

53. See how the amount changed, then finish the bottom pair the same way.


# CHILDREN'S NUMBER PUZZLE





FIGURE PQ-907

**TOP ROW: COUNT THE DUCKS AND FIND THE PATTERN!**

**12 DUCKS**  → **14 DUCKS** 

**BOTTOM ROW:**

**16 DUCKS**  → **?**  
HOW MANY DUCKS GO HERE?



**A** **16 DUCKS**  **B** **17 DUCKS**  **C** **18 DUCKS**  **D** **19 DUCKS** 

- A. 16 ducks
- B. 17 ducks
- C. 18 ducks
- D. 19 ducks



54. What happened to the amount? Finish the bottom pair the same way.

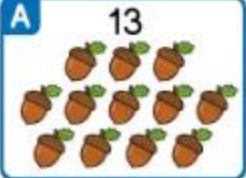


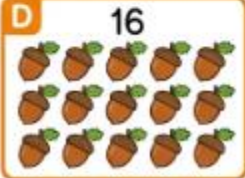
**[Figure PQ-908]**

**Top row: 8 acorns → 11 acorns**

 → 

**Bottom row: 12 acorns → ?**

 → 

**A** **13**  **B** **14**  **C** **15**  **D** **16** 

- A. 13 acorns
- B. 14 acorns
- C. 15 acorns
- D. 16 acorns

55. See the change, then finish the bottom pair the same way.

**[Figure PQ-909]: Find the Missing Shells!**

The figure is enclosed in a decorative blue border with coral and starfish at the corners. It is divided into two horizontal sections. The top section shows a transition from 18 shells to 15 shells. The shells are arranged in two rows of six. The top row contains shells in the order: blue, orange, green, yellow, teal, light green. The bottom row contains shells in the order: yellow, green, blue, blue, orange, orange. An arrow points to the right, where a minus sign is shown above the arrow. The resulting 15 shells are arranged in two rows of five. The top row contains shells in the order: blue, orange, green, teal, light green. The bottom row contains shells in the order: yellow, green, blue, orange, orange. The bottom section shows a transition from 16 shells to a missing amount. The shells are arranged in two rows of six. The top row contains shells in the order: blue, orange, green, teal, light green, yellow. The bottom row contains shells in the order: green, yellow, blue, blue, orange, orange. An arrow points to the right, where a question mark is shown inside a square box. Below the main diagram are four boxes, each containing a set of shells and a label:
 

- A. 13 SHELLS**: Two rows of six shells. Top row: blue, orange, green, teal, light green, yellow. Bottom row: green, yellow, blue, blue, orange, orange.
- B. 14 SHELLS**: Two rows of six shells. Top row: blue, orange, green, yellow, teal, light green. Bottom row: green, yellow, blue, orange, teal, light green.
- C. 12 SHELLS**: Two rows of six shells. Top row: blue, orange, green, yellow, teal, light green. Bottom row: orange, blue, orange, teal, light green, yellow.
- D. 15 SHELLS**: Two rows of six shells. Top row: blue, orange, green, teal, light green, yellow. Bottom row: yellow, green, blue, orange, teal, light green.

- A. 13 shells
- B. 14 shells
- C. 12 shells
- D. 15 shells

56. What happened to the amount? Finish the bottom pair the same way.

FIGURE PQ-910

Find the number of sweets in a. mystery box!

A 2x2 grid of options:

- A 10 sweets
- B 12 sweets
- C 11 sweets
- D 13 sweets

- A. 10 sweets
- B. 12 sweets
- C. 11 sweets
- D. 13 sweets

57. See how the amount changed, then finish the bottom pair the same way.

**Figure PQ-911: GRAPE PATTERN PUZZLE**

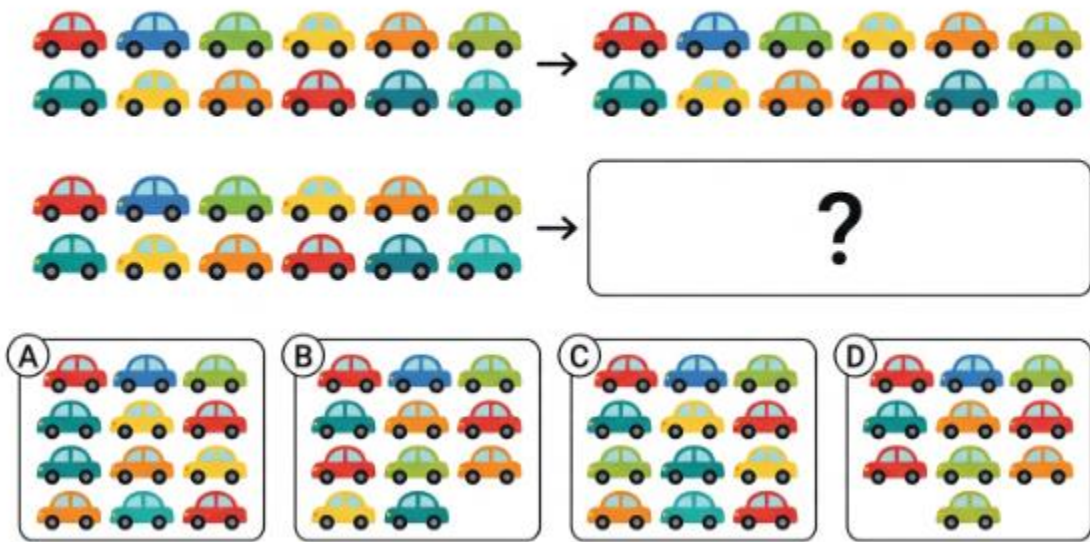
A 2x2 grid of options:

- A 18 grapes
- B 19 grapes
- C 20 grapes
- D 21 grapes

- A. 18 grapes
- B. 19 grapes
- C. 20 grapes
- D. 21 grapes

58. What happened to the amount? Finish the bottom pair the same way.

Figure PQ-912











- A. 16 cars
- B. 15 cars
- C. 17 cars
- D. 14 cars

59. See the change, then finish the bottom pair the same way.

**Figure PQ-913: EGG MATH ADVENTURE**





WHICH BOX COMPLETES THE PATTERN?





TOP ROW	 <b>9 EGGS</b>	→	 <b>12 EGGS</b>		 <b>A 14 EGGS</b>	 <b>B 15 EGGS</b>
BOTTOM ROW	 <b>13 EGGS</b>	→	 <b>QUESTION MARK BOX</b>		 <b>C 17 EGGS</b>	 <b>D 16 EGGS</b>

- A. 14 eggs
- B. 15 eggs
- C. 17 eggs
- D. 16 eggs

60. What happened to the amount? Finish the bottom pair the same way.

**FIGURE PQ-914**

9		→		18
7		→		

<b>A</b>  <b>12 shells</b>	<b>B</b>  <b>13 shells</b>	<b>C</b>  <b>15 shells</b>	<b>D</b>  <b>14 shells</b>
---	---	--	---

- A. 12 shells
- B. 13 shells
- C. 15 shells
- D. 14 shells

**Number Series (Questions 61–76)**

61. Look at the rows of beads in order. Choose the group that comes next.

**FIGURE PQ-915: BEAD SEQUENCE PUZZLE**

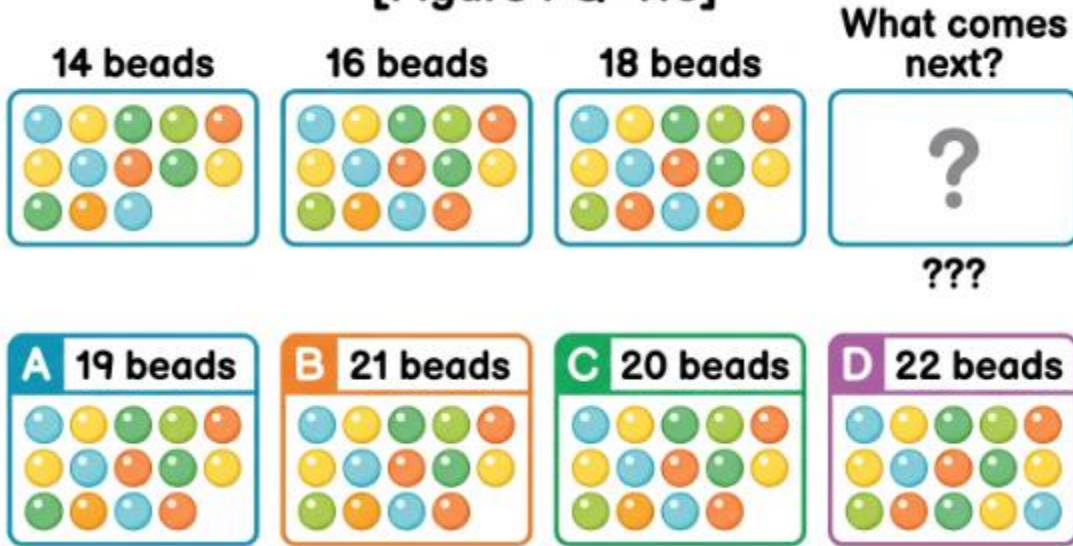
The puzzle shows a sequence of four boxes of beads. The first box contains 10 beads, the second contains 13 beads, and the third contains 16 beads. The fourth box contains a question mark. Below the sequence are four options, each in a box with a colored letter and a count of beads:

- A.** 17 BEADS
- B.** 18 BEADS
- C.** 19 BEADS
- D.** 20 BEADS

- A. 17 beads
- B. 18 beads
- C. 19 beads
- D. 20 beads

62. Which group of beads comes next?

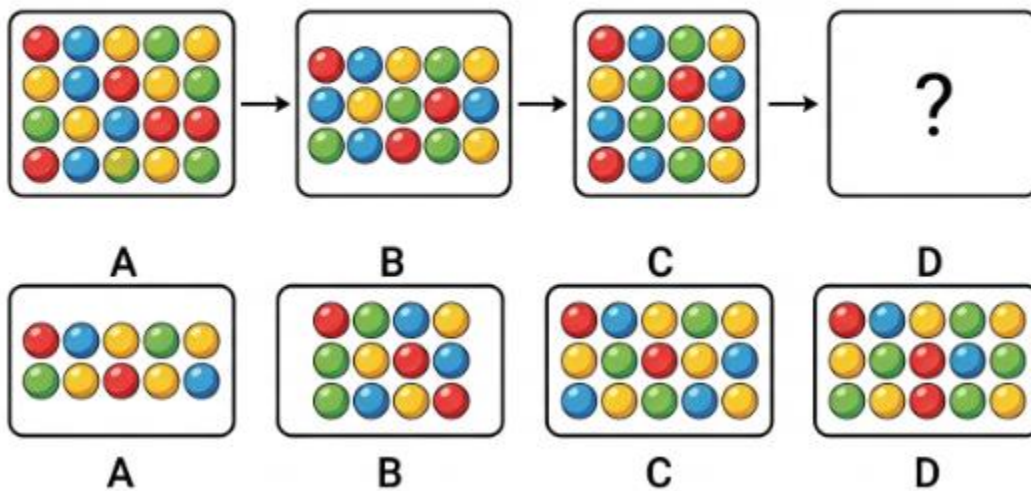
[Figure PQ-916]



- A. 19 beads
- B. 21 beads
- C. 20 beads
- D. 22 beads

63. Which group of beads comes next?

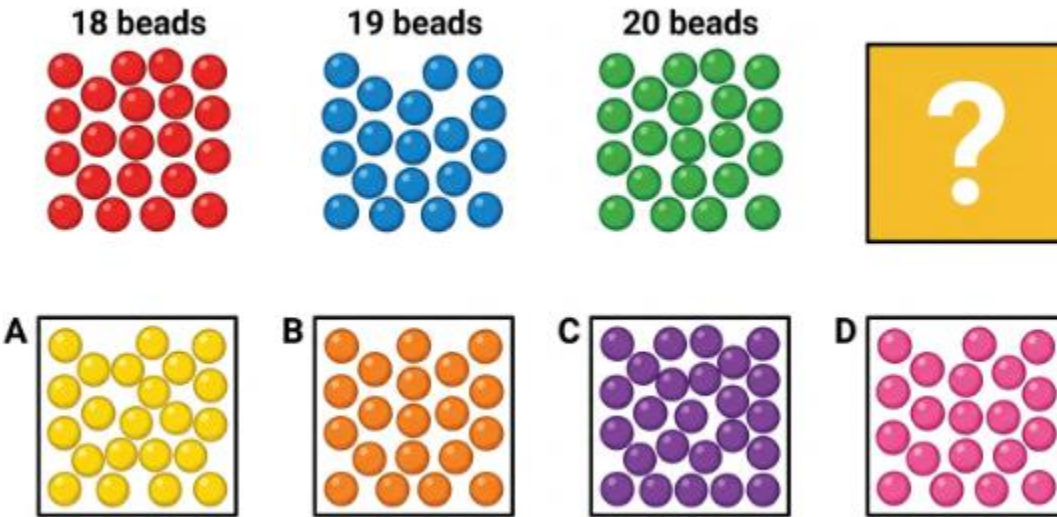
Figure PQ-917



- A. 14 beads
- B. 12 beads
- C. 15 beads
- D. 13 beads

64. Which group of beads comes next?

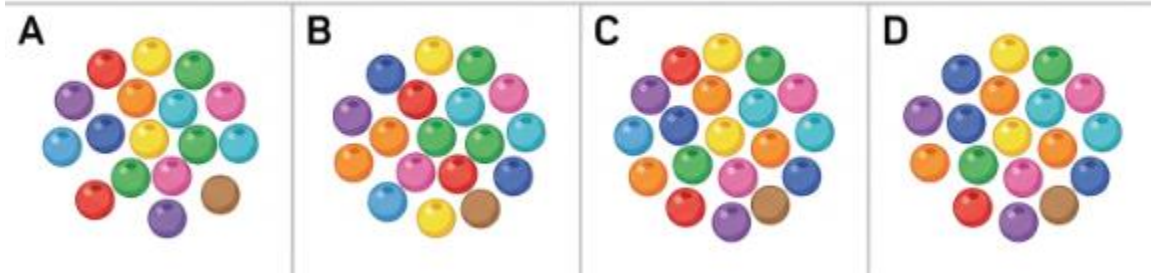
**Figure PQ-918**



- A. 20 beads
- B. 19 beads
- C. 22 beads
- D. 21 beads

65. Which group of beads comes next?

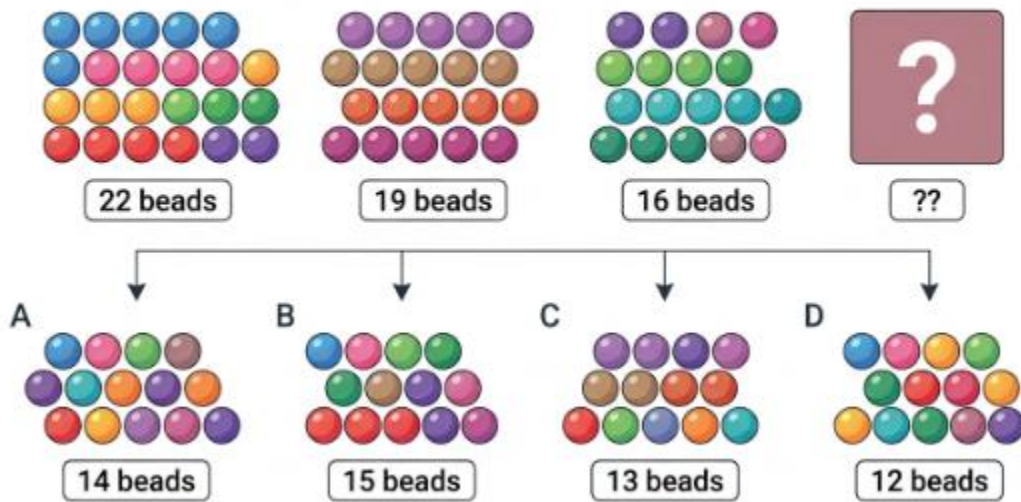
Figure PQ-919



- A. 16 beads
- B. 17 beads
- C. 19 beads
- D. 18 beads

66. Which group of beads comes next?

Figure PQ-920



- A. 14 beads
- B. 15 beads
- C. 13 beads
- D. 12 beads

67. Which group of beads comes next?

[Figure PQ-921: Bead Sequence Problem]



15 beads



17 beads

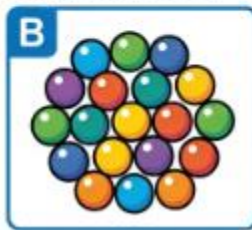


19 beads



A B C D

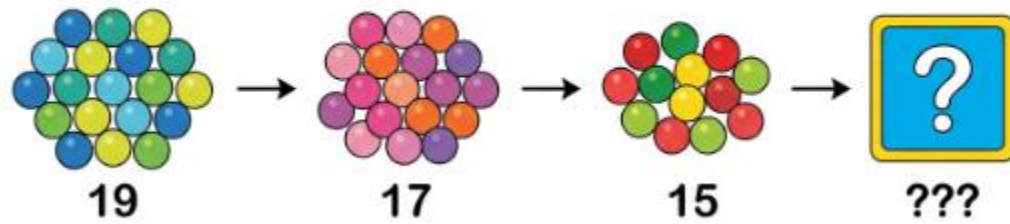
Choose the correct picture for the question mark:



- A. 21 beads
- B. 20 beads
- C. 22 beads
- D. 23 beads

68. Which group of beads comes next?

Figure PQ-922



**A**  
13 beads



**B**  
12 beads



**C**  
14 beads

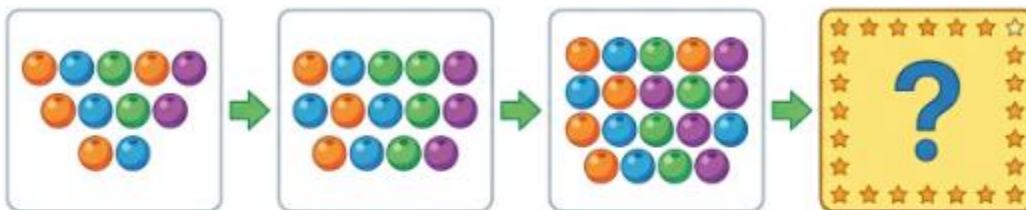


**D**  
11 beads

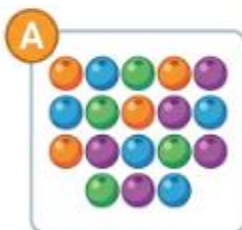
- A. 13 beads
- B. 12 beads
- C. 14 beads
- D. 11 beads

69. Which group of beads comes next?

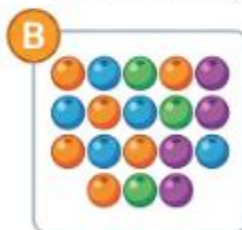
Figure PQ-923: Bead Group Patterns



Observe the sequence of bead counts.



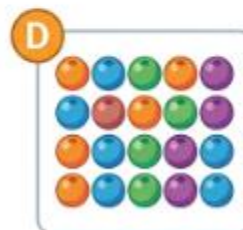
**A**



**B**



**C**



**D**

Choose the correct image that fits the pattern.

- A. 18 beads
- B. 19 beads
- C. 20 beads
- D. 21 beads

70. Which group of beads comes next?

[Figure PQ-924: Bright flat illustration of bead groups]



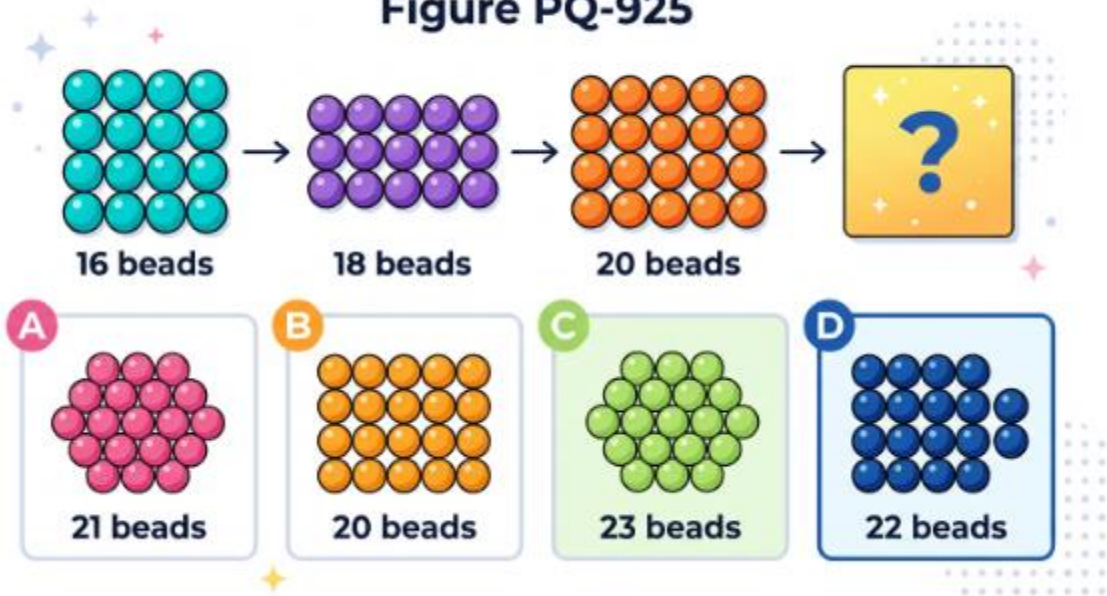
Which group completes the sequence?



- A. 19 beads
- B. 17 beads
- C. 18 beads
- D. 20 beads

71. Which group of beads comes next?

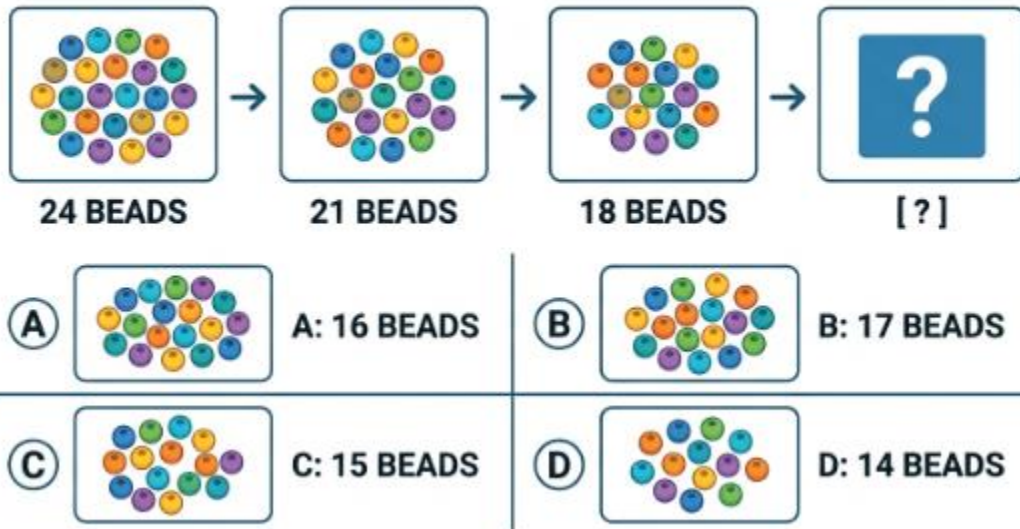
Figure PQ-925



- A. 21 beads
- B. 20 beads
- C. 23 beads
- D. 22 beads

72. Which group of beads comes next?

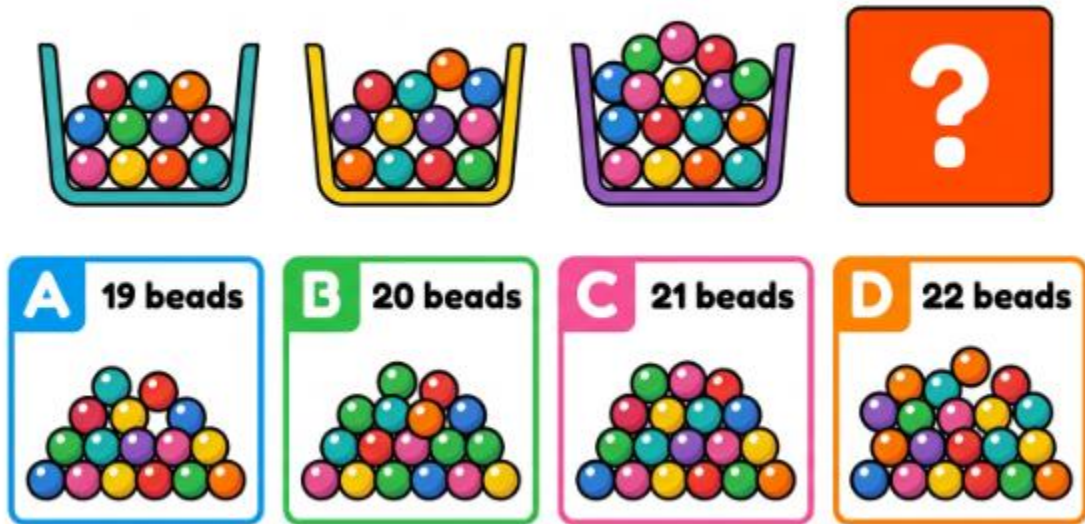
WHAT COMES NEXT IN THE SEQUENCE?



- A. 16 beads
- B. 17 beads
- C. 15 beads
- D. 14 beads

73. Which group of beads comes next?

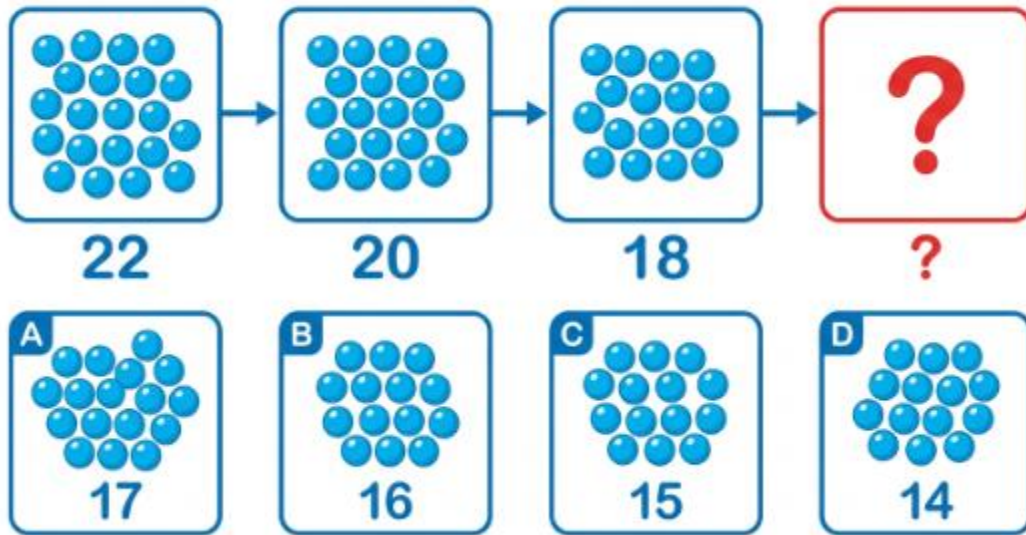
**Figure PQ-927**



- A. 19 beads
- B. 20 beads
- C. 21 beads
- D. 22 beads

74. Which group of beads comes next?

[Figure PQ-928: Bright flat illustration of bead groups: 22 beads, 20 beads, 18 beads, then a question-mark box. Four answer pictures A–D: A 17 beads, B 16 beads, C 15 beads, D 14 beads. White background.]




- A. 17 beads
- B. 16 beads
- C. 15 beads
- D. 14 beads


75. Which group of beads comes next?

### NUMBER SEQUENCE PROBLEM

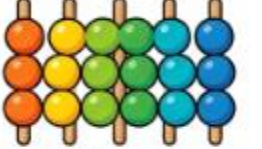
What number of beads comes next?




19 beads




20 beads




21 beads




??







**A** 21 beads



**B** 20 beads



**C** 22 beads

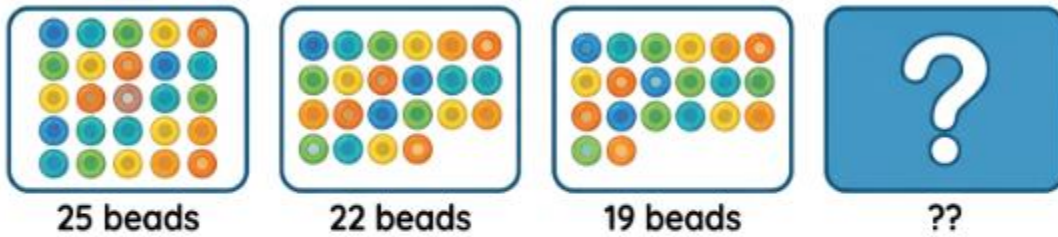


**D** 23 beads

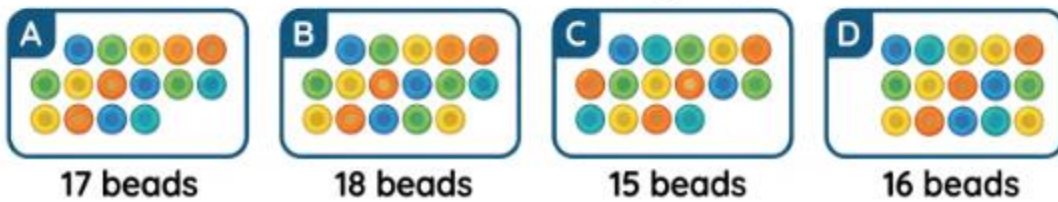
- A. 21 beads
- B. 20 beads
- C. 22 beads
- D. 23 beads

76. Which group of beads comes next?

[Figure PQ-930: Numerical Sequence Puzzle with Bead Groups]



What comes next? Choose the correct group:



- A. 17 beads
- B. 18 beads
- C. 15 beads
- D. 16 beads

**Number Puzzles (Questions 77–90)**

77. There are 11 birds on a branch. Then 7 more birds land on the branch. How many birds are on the branch now?

- A. 16 birds

- B. 18 birds
- C. 19 birds
- D. 17 birds

78. There are 19 apples in a basket. You eat 9 of them. How many apples are left?

- A. 8 apples
- B. 9 apples
- C. 10 apples
- D. 11 apples

79. A box has some pencils. You add 9 more, and now there are 18 pencils. How many pencils were in the box to start?

- A. 9 pencils
- B. 10 pencils
- C. 8 pencils
- D. 7 pencils

80. In the garden there are 8 cats, 7 dogs, and 4 rabbits. How many animals are in the garden altogether?

- A. 19 animals
- B. 18 animals
- C. 20 animals
- D. 17 animals

81. There are 20 balloons at the party. Then 9 of them pop. How many balloons are left?

- A. 10 balloons

- B. 11 balloons
- C. 12 balloons
- D. 9 balloons

82. You need 18 stickers to fill your chart, but you only have 9. How many more stickers do you need?

- A. 9 stickers
- B. 8 stickers
- C. 10 stickers
- D. 7 stickers

83. There are 17 ducks on the pond. Then 9 ducks swim away. How many ducks are left on the pond?

- A. 8 ducks
- B. 7 ducks
- C. 9 ducks
- D. 6 ducks

84. There are 9 red blocks, 9 blue blocks, and 4 green blocks. How many blocks are there altogether?

- A. 20 blocks
- B. 21 blocks
- C. 22 blocks
- D. 23 blocks

85. There are 21 sweets in a bag. You eat 9 of them. How many sweets are left?

- A. 12 sweets

- B. 11 sweets
- C. 13 sweets
- D. 10 sweets

86. A box has some crayons. You add 8 more, and now there are 17 crayons. How many crayons were in the box to start?

- A. 8 crayons
- B. 9 crayons
- C. 10 crayons
- D. 7 crayons

87. There are 9 fish in a tank. Then 8 more fish are added. How many fish are in the tank now?

- A. 16 fish
- B. 17 fish
- C. 18 fish
- D. 15 fish

88. There are 22 cherries in a bowl. You eat 9 of them. How many cherries are left?

- A. 13 cherries
- B. 12 cherries
- C. 14 cherries
- D. 11 cherries

89. There are 14 cars in the car park. Then 8 more cars arrive. How many cars are in the car park now?

- A. 21 cars

- B. 22 cars
- C. 23 cars
- D. 20 cars

90. You need 17 cards to win the game, but you only have 8. How many more cards do you need?

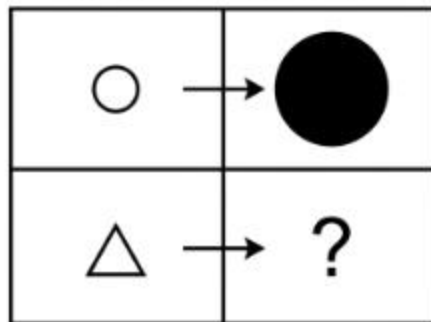
- A. 7 cards
- B. 8 cards
- C. 9 cards
- D. 10 cards

**Nonverbal Battery**

**Figure Matrices (Questions 91–106)**

91. Look carefully — more than one thing changes. Choose the figure that completes the bottom row.

**[Figure PQ-931]**



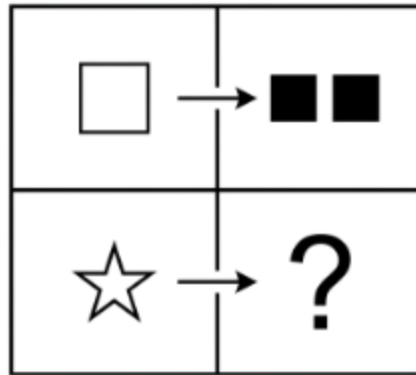
- A. A large black triangle

- B. A small black triangle
- C. A large white triangle
- D. A large black circle


92. Look carefully — more than one thing changes. Choose the figure that completes the bottom row.

Figure PQ-932

Figure PQ-932



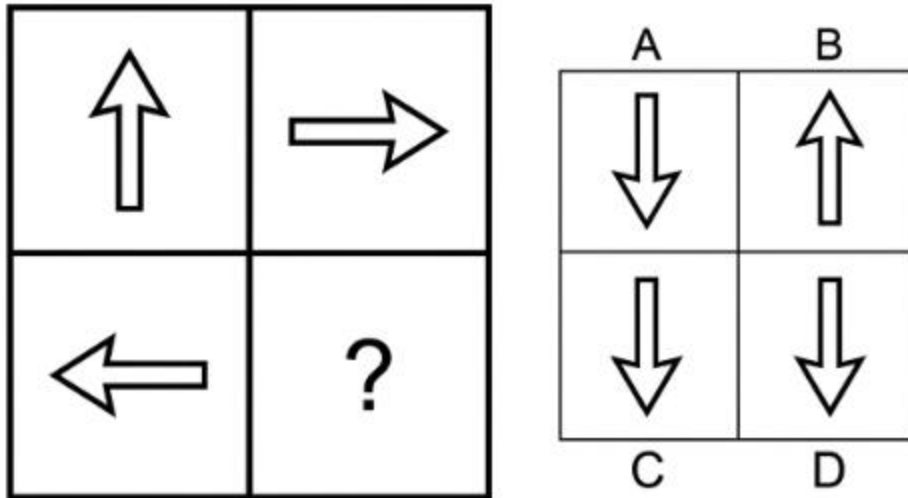
Answers:



- A. Two white stars
- B. One black star
- C. Two black squares
- D. Two black stars

93. Choose the figure that completes the bottom row.

[Figure PQ-933: Clean black-line technical diagram.]



- A. Arrow pointing down
- B. Arrow pointing up
- C. Arrow pointing left
- D. Arrow pointing right

94. Look carefully — more than one thing changes. Choose the figure that completes the bottom row.

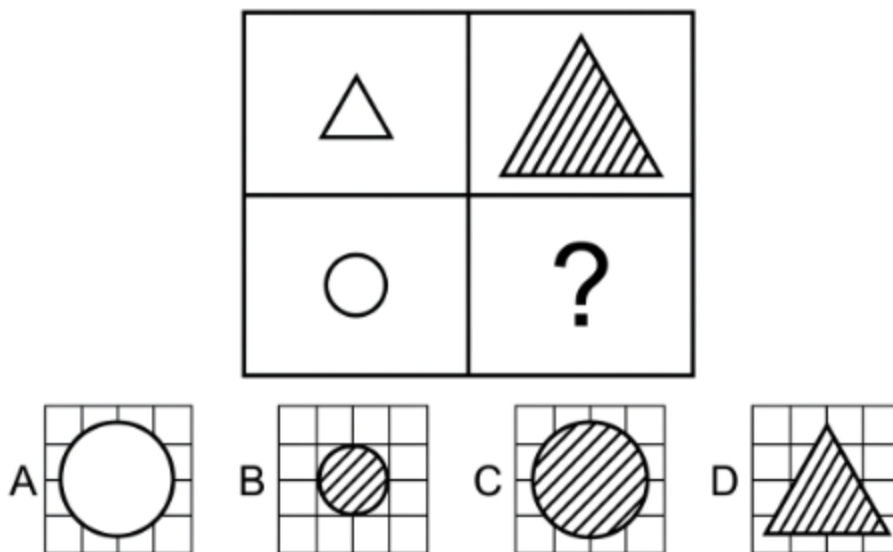
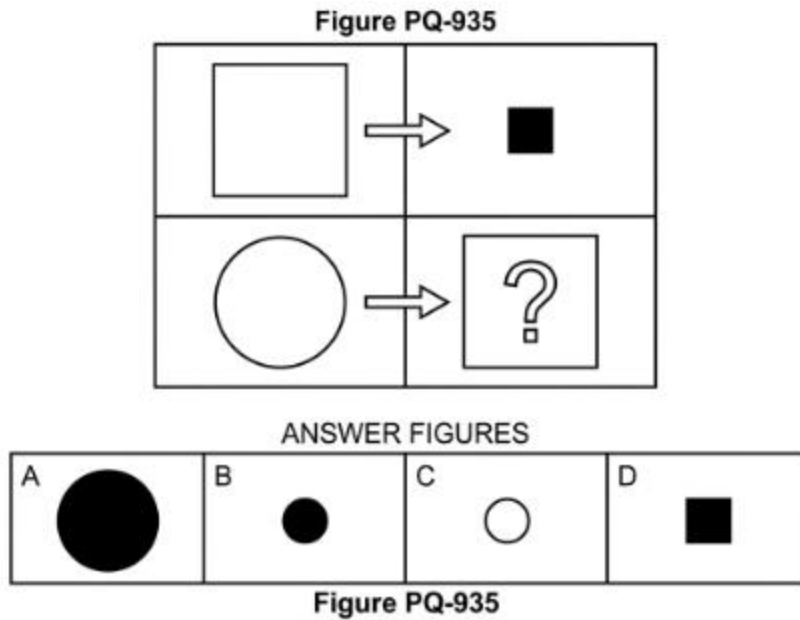


Figure PQ-934

- A. A large white circle
- B. A small striped circle
- C. A large striped circle
- D. A large striped triangle

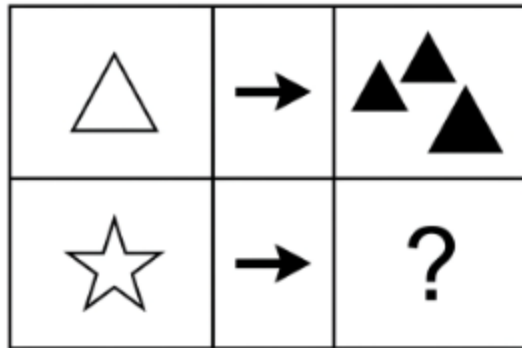
95. Look carefully — more than one thing changes. Choose the figure that completes the bottom row.



- A. A large black circle
- B. A small black circle
- C. A small white circle
- D. A small black square

96. Look carefully — more than one thing changes. Choose the figure that completes the bottom row.

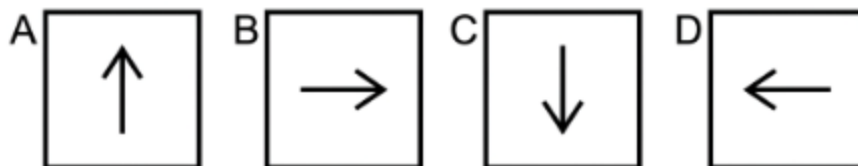
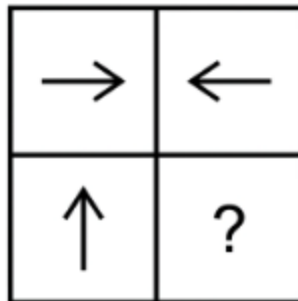
Figure PQ-936



- A. Three black stars
- B. One black star
- C. Three white stars
- D. Three black triangles

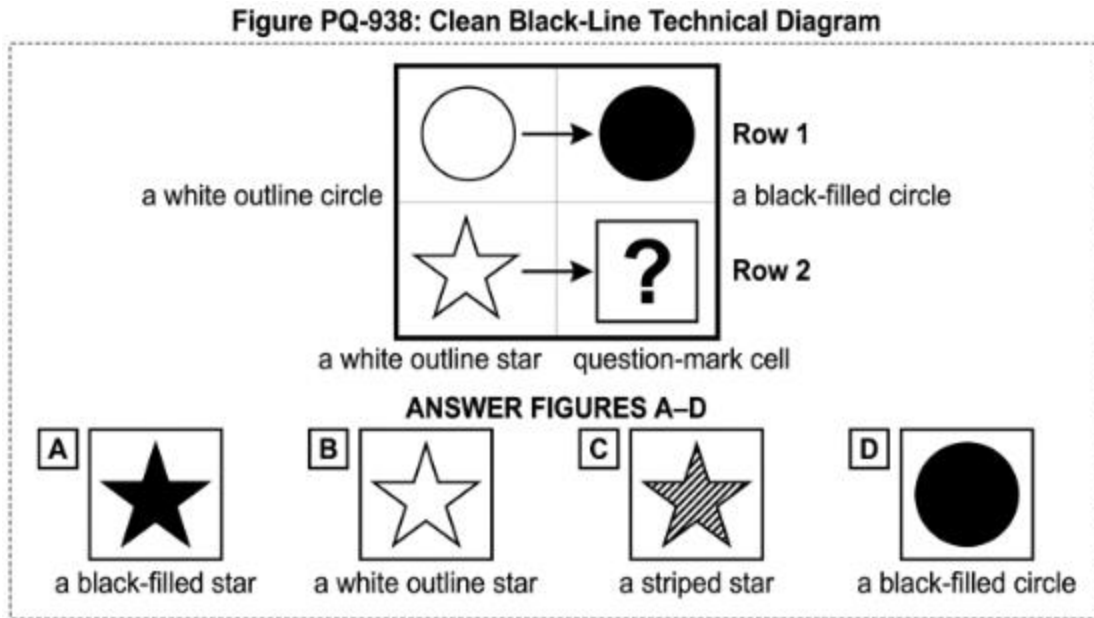
97. Choose the figure that completes the bottom row.

[Figure PQ-937]



- A. Arrow pointing up
- B. Arrow pointing right
- C. Arrow pointing down
- D. Arrow pointing left

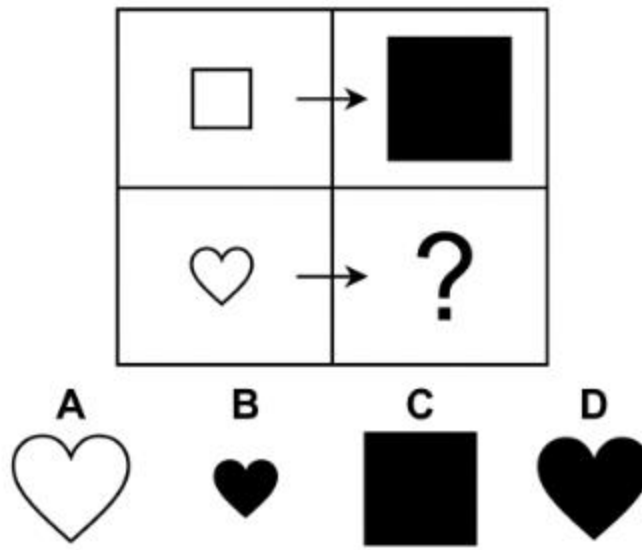
98. Choose the figure that completes the bottom row.



- A. A black star
- B. A white star
- C. A striped star
- D. A black circle

99. Look carefully — more than one thing changes. Choose the figure that completes the bottom row.


[Figure PQ-939]



- A. A large white heart
- B. A small black heart
- C. A large black square
- D. A large black heart

100. Look carefully — more than one thing changes. Choose the figure that completes the bottom row.

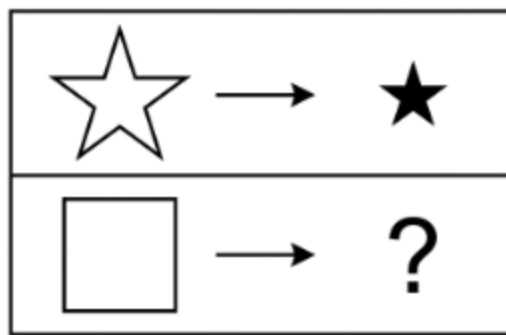
Figure PQ-940



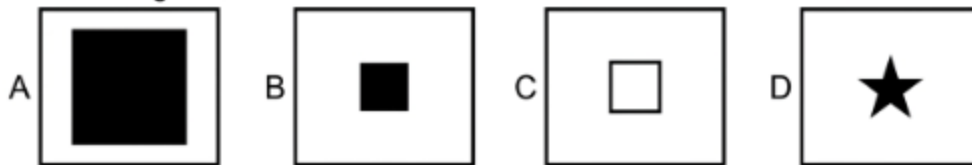
- A. Two white triangles
- B. Two black triangles
- C. One black triangle
- D. Two black circles

101. Look carefully — more than one thing changes. Choose the figure that completes the bottom row.

[Figure PQ-941]

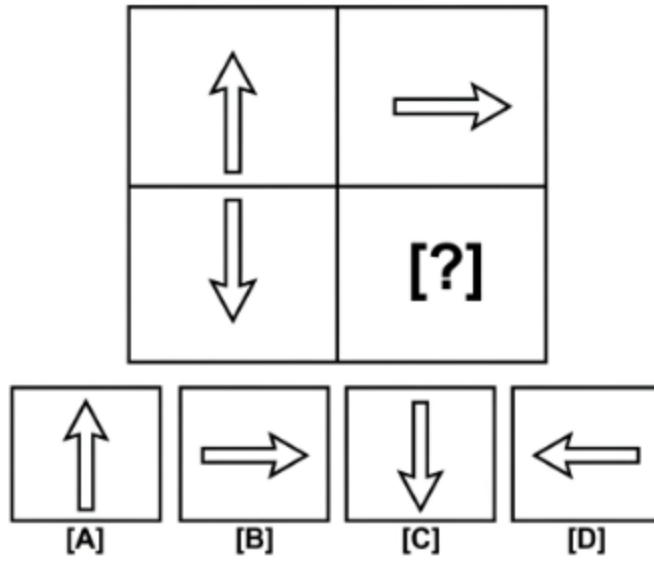


Answer Figures:



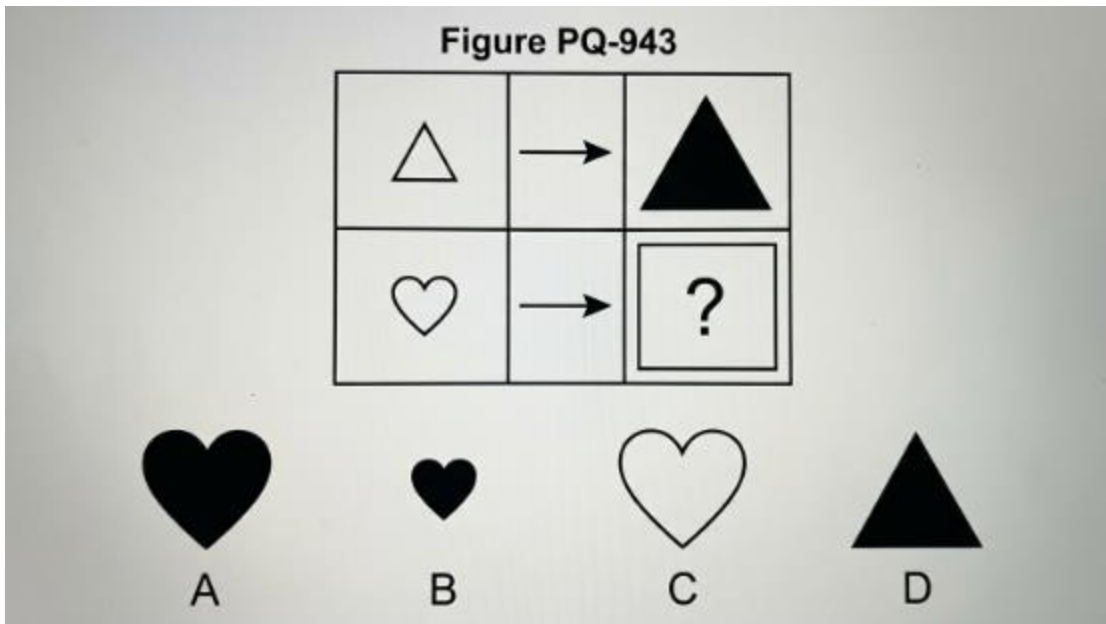
- A. A large black square
- B. A small black square
- C. A small white square
- D. A small black star

102. Choose the figure that completes the bottom row.



- A. Arrow pointing up
- B. Arrow pointing right
- C. Arrow pointing down
- D. Arrow pointing left

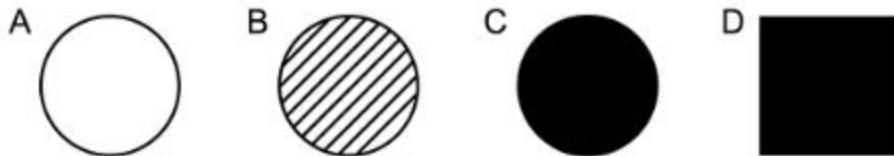

103. Look carefully — more than one thing changes. Choose the figure that completes the bottom row.



- A. A large black heart
- B. A small black heart
- C. A large white heart
- D. A large black triangle

104. Choose the figure that completes the bottom row.

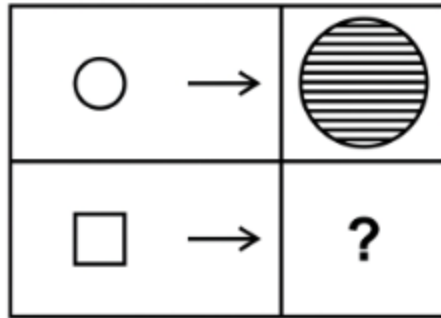
Figure PQ-944



- A. A white circle
- B. A striped circle
- C. A black circle
- D. A black square

105. Look carefully — more than one thing changes. Choose the figure that completes the bottom row.

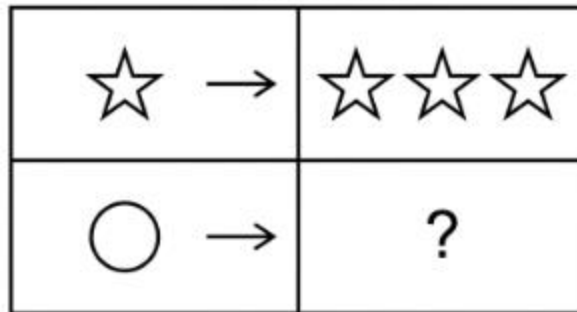
[Figure PQ-945]



- A. A large white square
- B. A small striped square
- C. A large striped square
- D. A large striped circle

106. Choose the figure that completes the bottom row.

[Figure PQ-946]



- A. Three circles
- B. Two circles
- C. One circle
- D. Three stars

**Figure Classification (Questions 107–122)**

107. The three figures go together because of one rule. Choose the figure that belongs with them.

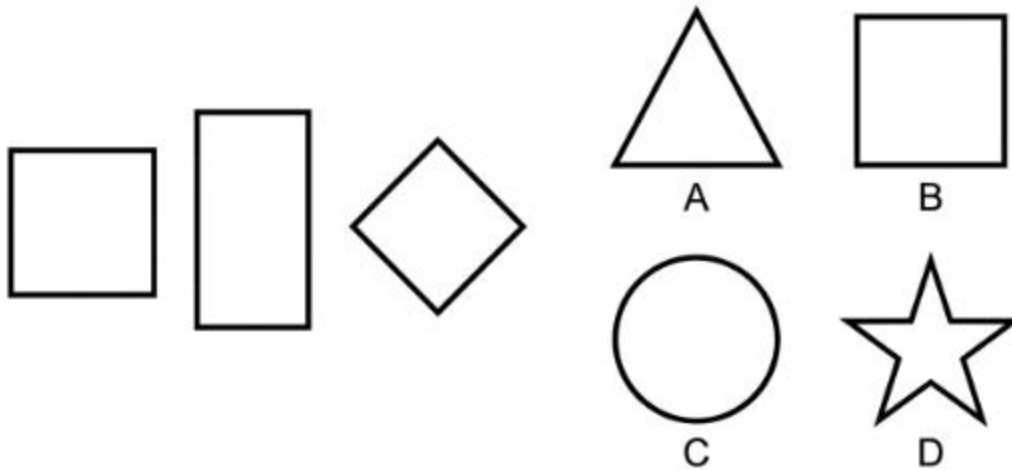
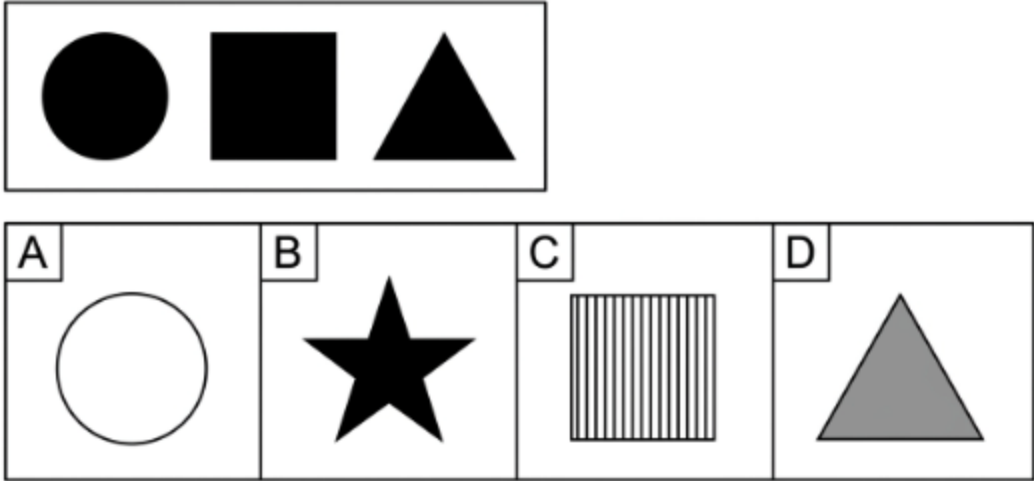


Figure PQ-947

- A. A triangle
- B. A square
- C. A circle
- D. A star

108. Choose the figure that belongs with the group above.

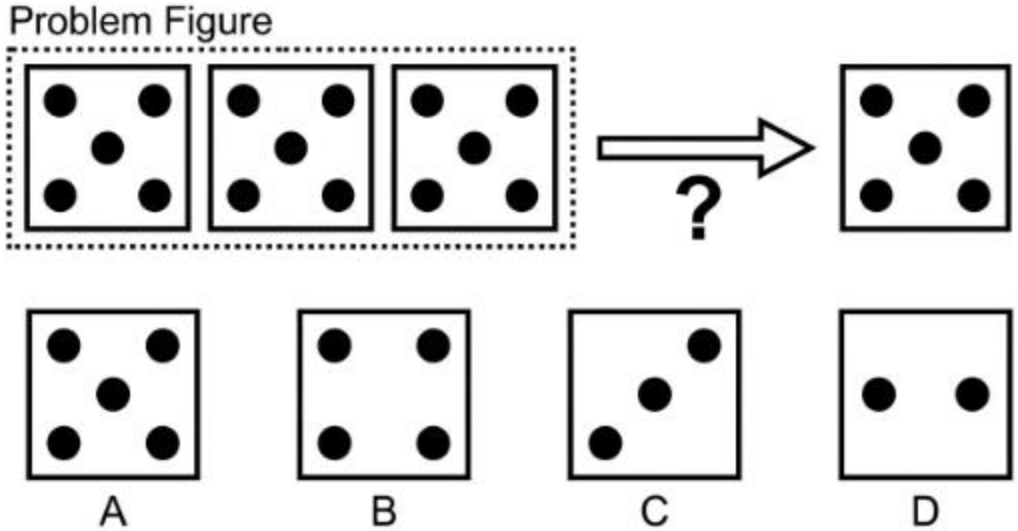
Figure PQ-948



- A. A white circle
- B. A black star
- C. A striped square
- D. A grey triangle


109. Choose the figure that belongs with the group above.

FIGURE PQ-949



- A. A box with five dots
- B. A box with four dots
- C. A box with three dots
- D. A box with two dots


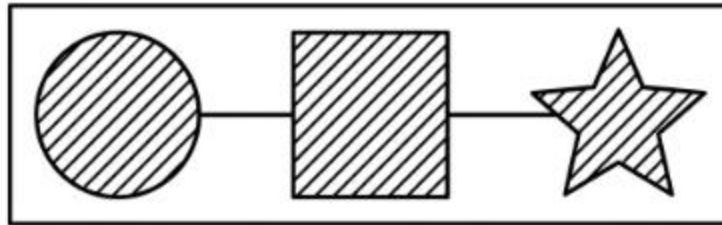
110. Choose the figure that belongs with the group above.



- A. Arrow pointing up
- B. Arrow pointing left
- C. Arrow pointing down
- D. Arrow pointing right

111. Choose the figure that belongs with the group above.

Figure PQ-951



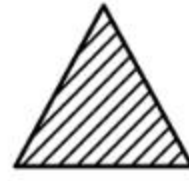
A



B



C

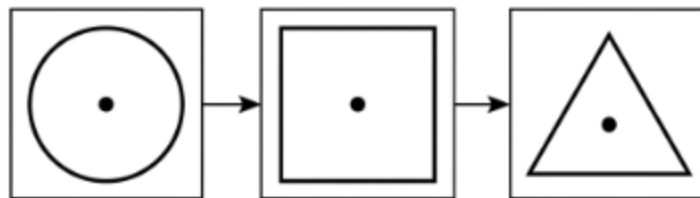


D

- A. A white circle
- B. A black square
- C. A grey star
- D. A striped triangle

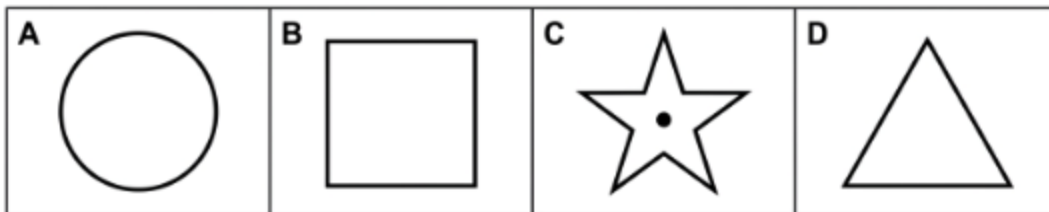
112. Choose the figure that belongs with the group above.

Figure PQ-952: LOGICAL SEQUENCE QUESTION



Which figure follows the pattern established in the sequence?

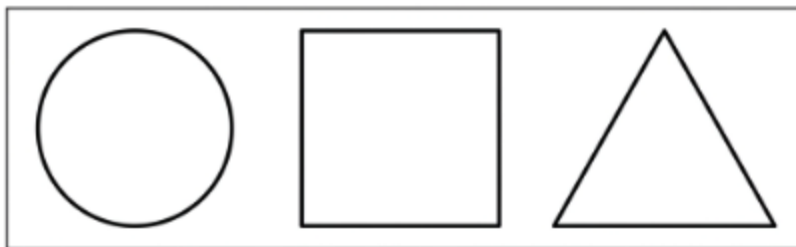
Answer Options (A–D):



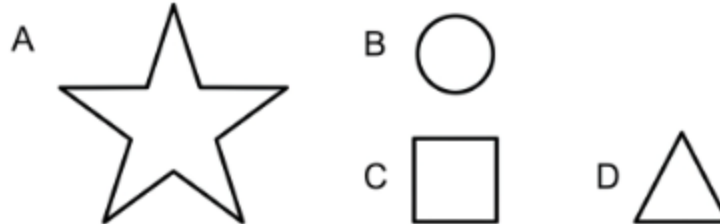
- A. A plain circle
- B. A plain square
- C. A star with a dot
- D. A plain triangle

113. Choose the figure that belongs with the group above.

Figure PQ-953

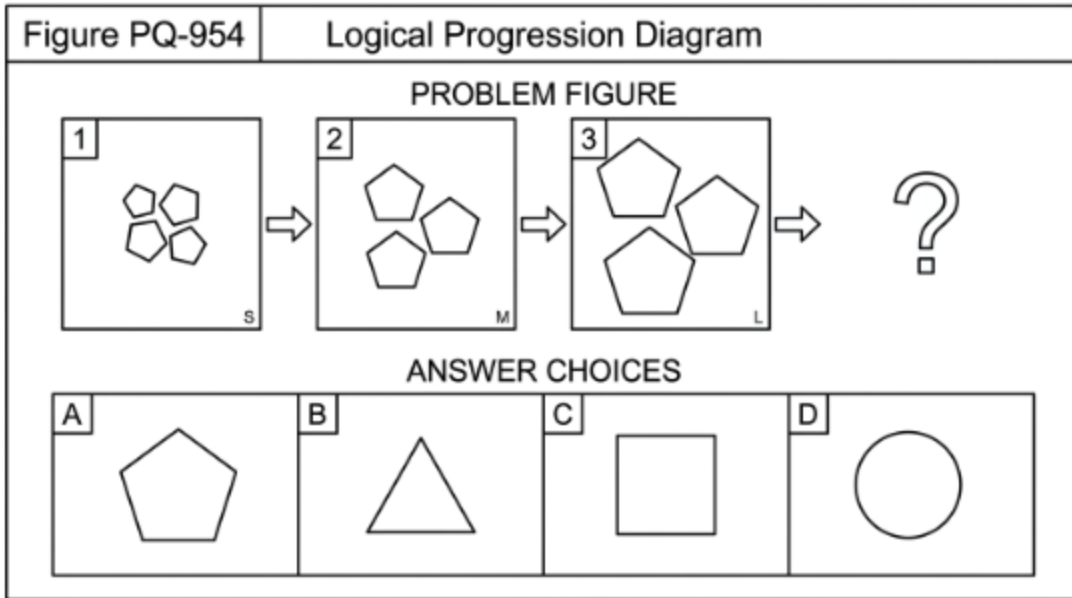


Answer Figures



- A. A large star
- B. A small circle
- C. A small square
- D. A small triangle


114. Choose the figure that belongs with the group above.



- A. A pentagon
- B. A triangle
- C. A square
- D. A circle

115. Choose the figure that belongs with the group above.

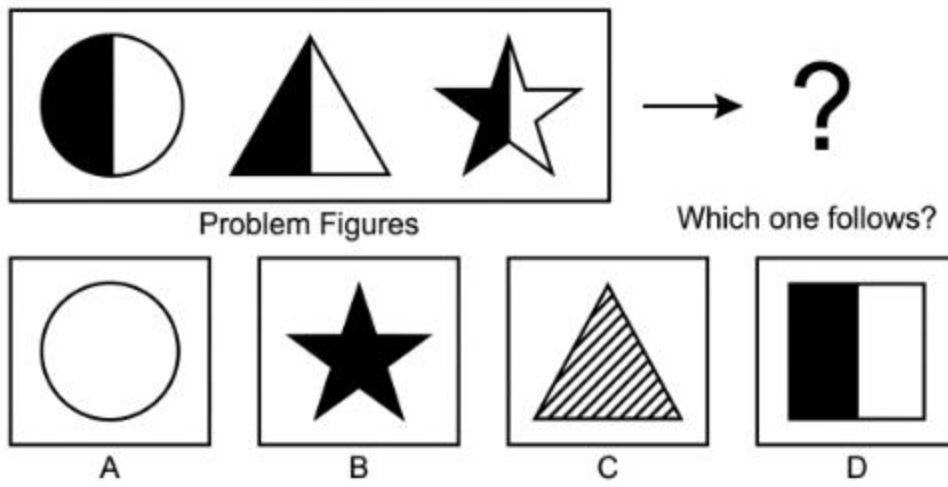
[Figure PQ-955]



- A. A box with two stars
- B. A box with three stars
- C. A box with four stars
- D. A box with one star

116. Choose the figure that belongs with the group above.

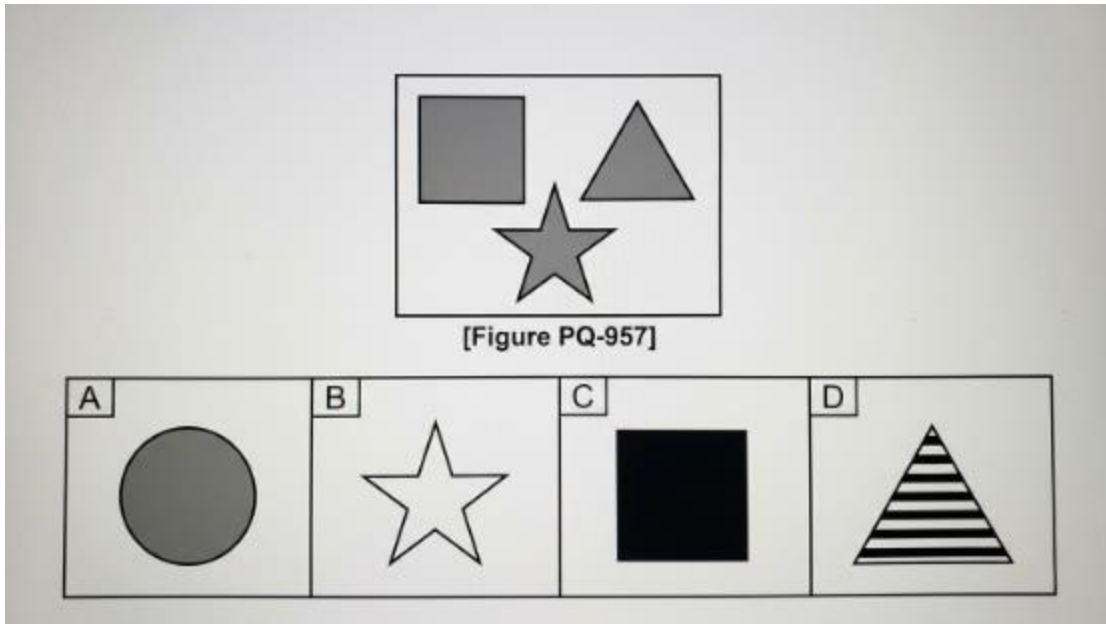
[Figure PQ-956]



Select the figure that correctly extends the pattern:

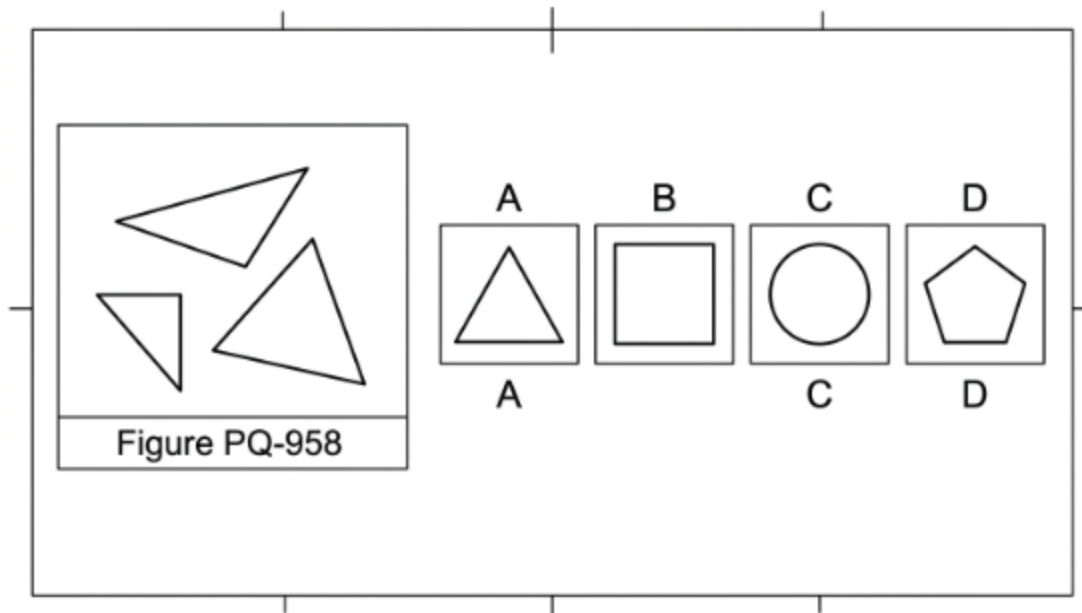
- A. A fully white circle
- B. A fully black star
- C. A striped triangle
- D. A half-shaded square

117. Choose the figure that belongs with the group above.



- A. A grey circle
- B. A white star
- C. A black square
- D. A striped triangle

118. Choose the figure that belongs with the group above.



- A. A triangle
- B. A square
- C. A circle
- D. A pentagon

119. Choose the figure that belongs with the group above.

**Figure PQ-959:** Clean black-line technical diagram.

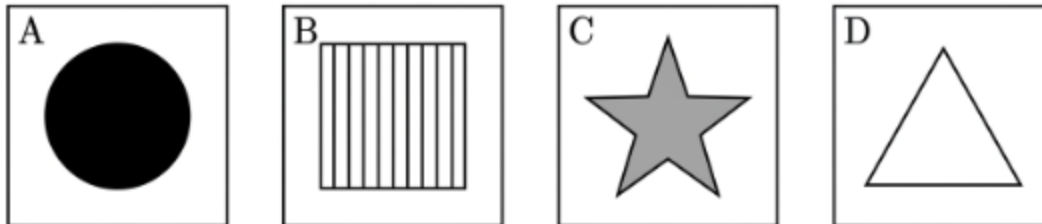
---

Grouped Figures:



---

Answer Figures A–D:



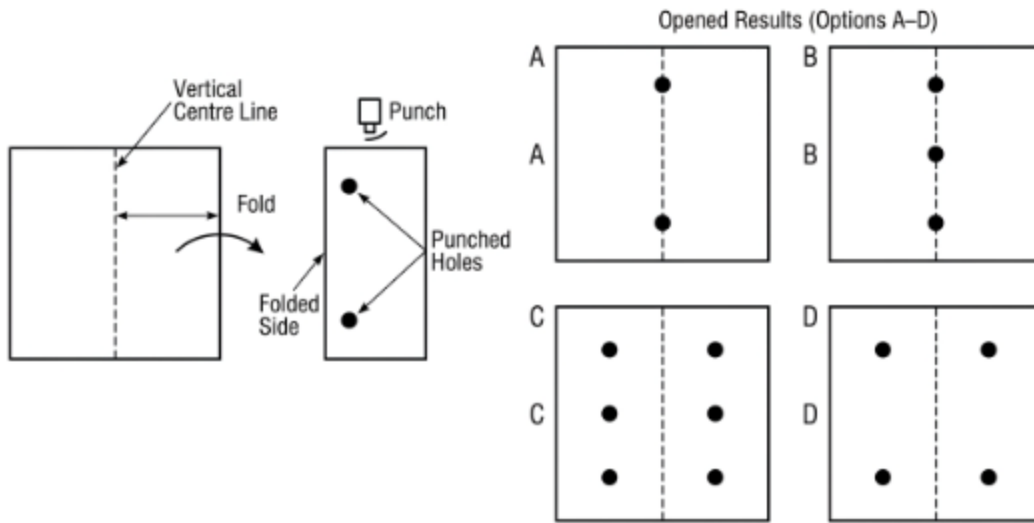
- A. A black circle
- B. A striped square
- C. A grey star
- D. A white triangle

120. Choose the figure that belongs with the group above.





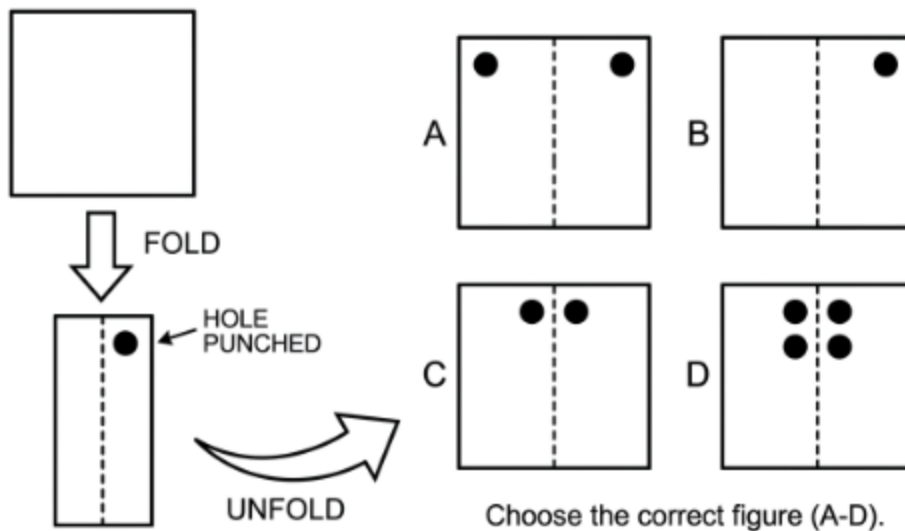
FIGURE PQ-963: Paper Folding and Punching Problem



- A. Two holes
- B. Three holes
- C. Six holes
- D. Four holes

124. Choose the picture that shows how the paper looks when it is opened.

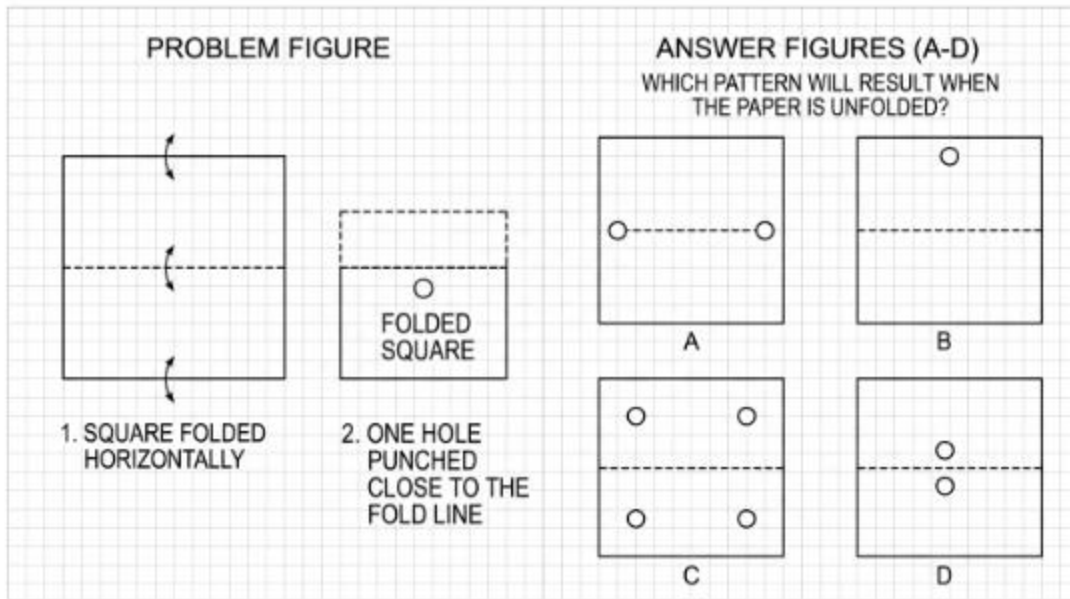
Figure PQ-964: Paper Folding and Punching Diagram



Choose the correct figure (A-D).

- A. Two holes, far apart
- B. One hole
- C. Two holes, centre top
- D. Four holes

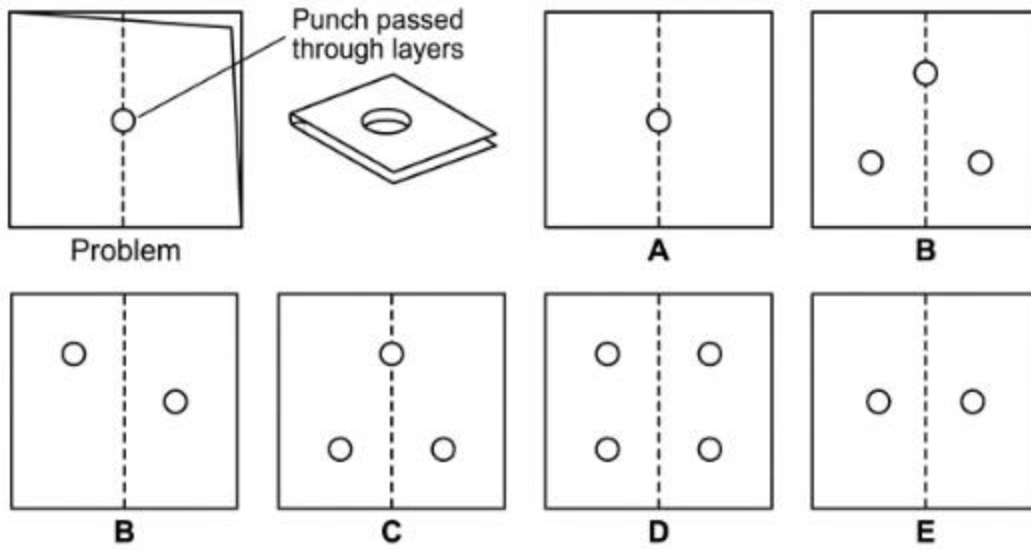
125. Choose the picture that shows how the paper looks when it is opened.



- A. Two holes, far apart
- B. One hole
- C. Four holes
- D. Two holes, near centre

126. Choose the picture that shows how the paper looks when it is opened.

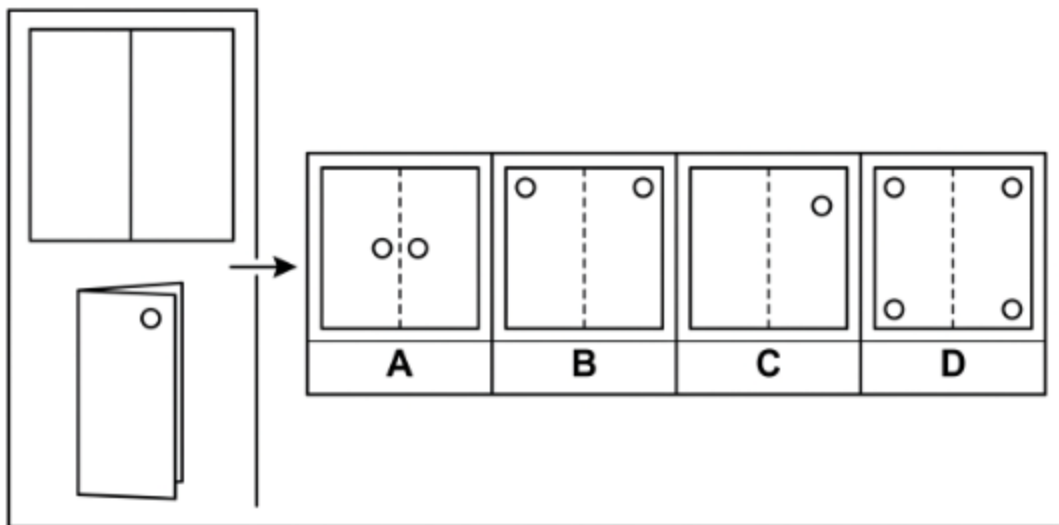
Figure PQ-966



- A. One hole
- B. Three holes
- C. Four holes
- D. Two holes, mirrored

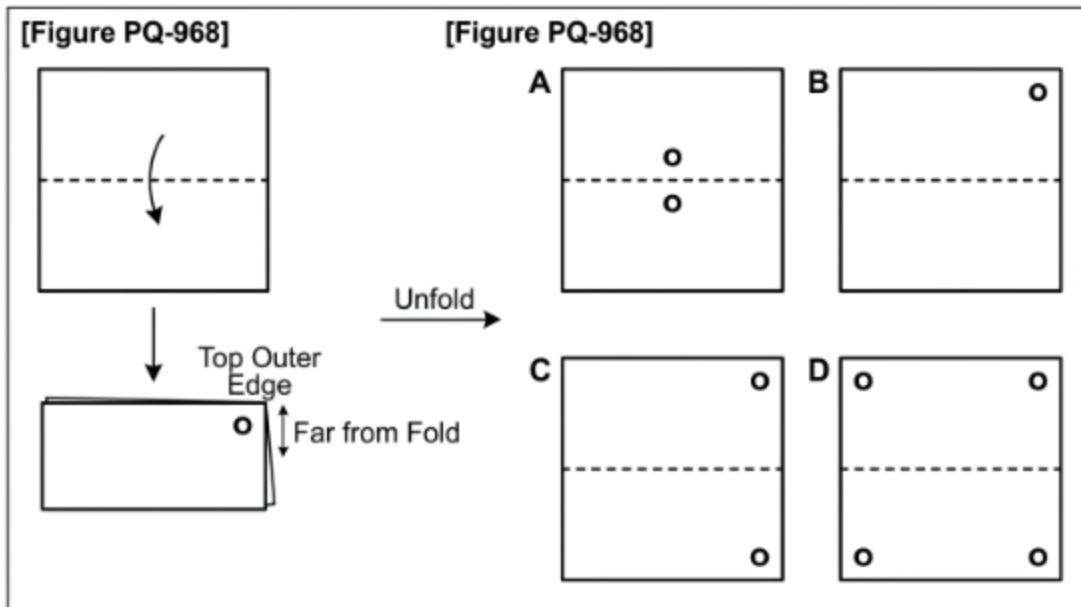
127. Choose the picture that shows how the paper looks when it is opened.

Figure PQ-967



- A. Two holes, near centre
- B. Two holes, top corners
- C. One hole
- D. Four holes

128. Choose the picture that shows how the paper looks when it is opened.



- A. Two holes, near fold
- B. One hole
- C. Two holes, near edges
- D. Four holes

129. Choose the picture that shows how the paper looks when it is opened.

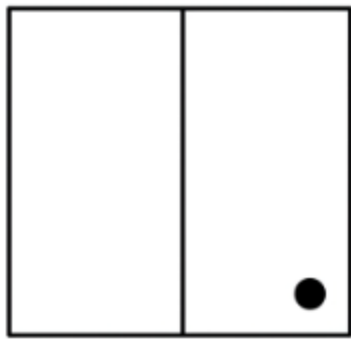
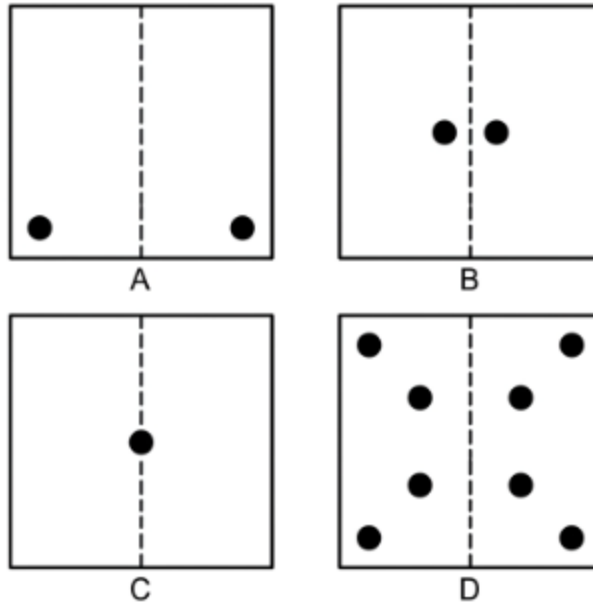


Figure PQ-969



- A. Two holes, bottom corners
- B. Two holes, near centre
- C. One hole
- D. Four holes

130. Choose the picture that shows how the paper looks when it is opened.

**PROBLEM**

**STEP 1: ORIGINAL SQUARE**  
  
 HORIZONTAL CENTRE LINE

**STEP 2: FOLD TOP-TO-BOTTOM**  
  
 FOLD DOWN  
 HORIZONTAL FOLD TOP-TO-BOTTOM

**STEP 3: FOLDED SHEET & PUNCHES**  
  
 LEFT HOLE PUNCH      RIGHT HOLE PUNCH

**ANSWER OPTIONS (UNFOLDED)**

**A.**

**B.**

**C.**

**D.**

Figure PQ-970

- A. Two holes
- B. Three holes
- C. Six holes
- D. Four holes

131. Choose the picture that shows how the paper looks when it is opened.

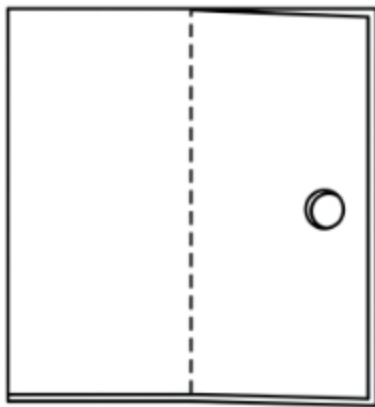
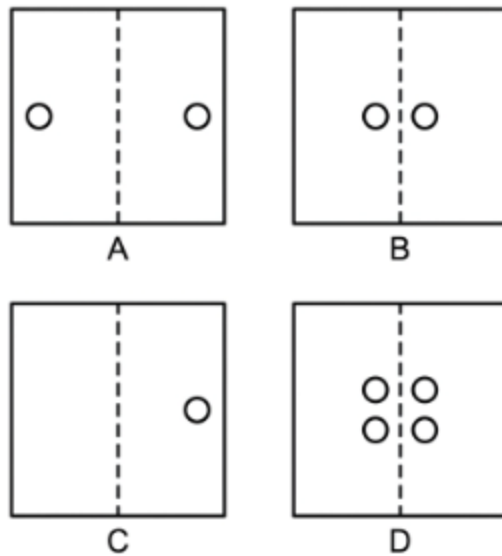


Figure PQ-971



- A. Two holes, far apart
- B. Two holes, near centre
- C. One hole
- D. Four holes

132. Choose the picture that shows how the paper looks when it is opened.

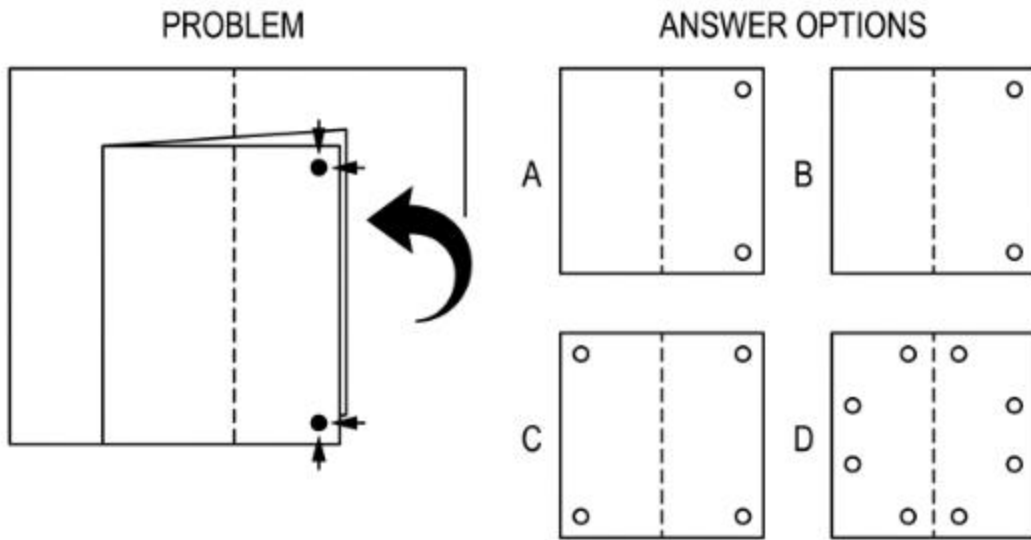
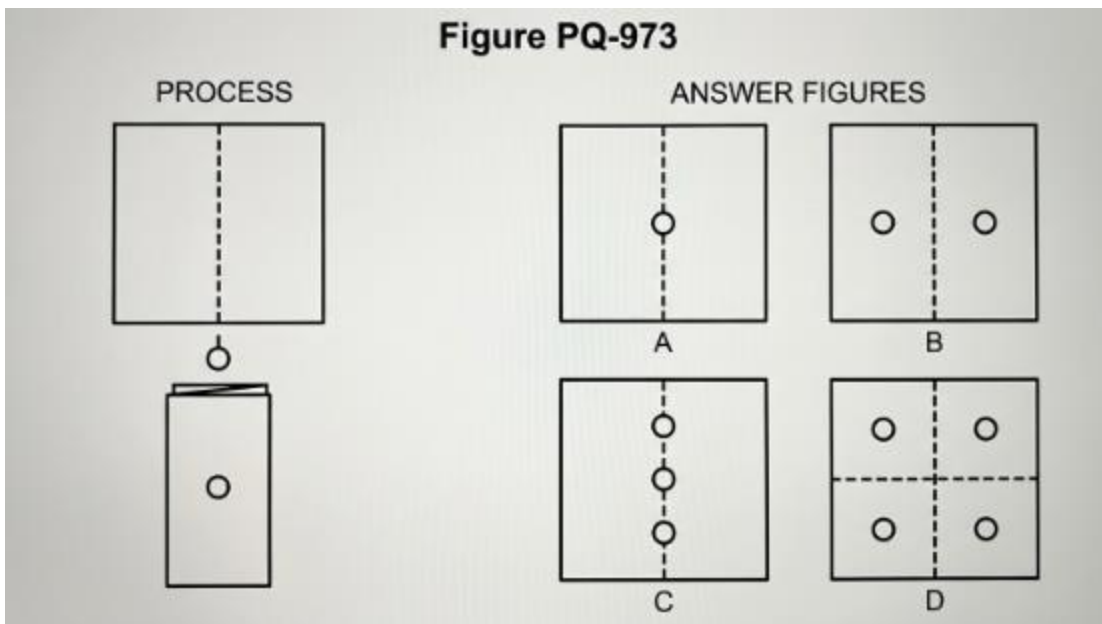


Figure PQ-972

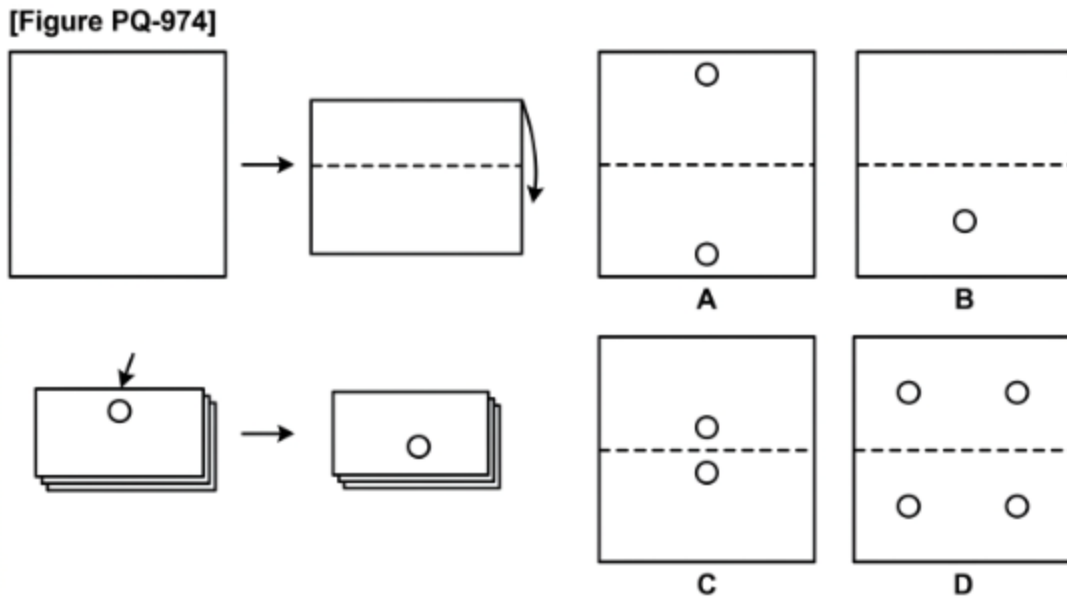
- A. Two holes
- B. Three holes
- C. Four holes
- D. Six holes

133. Choose the picture that shows how the paper looks when it is opened.



- A. One hole
- B. Two holes, mirrored
- C. Three holes
- D. Four holes

134. Choose the picture that shows how the paper looks when it is opened.

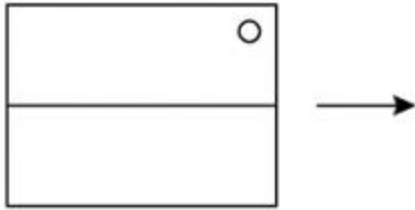


- A. Two holes, far apart
- B. One hole
- C. Two holes, near centre
- D. Four holes

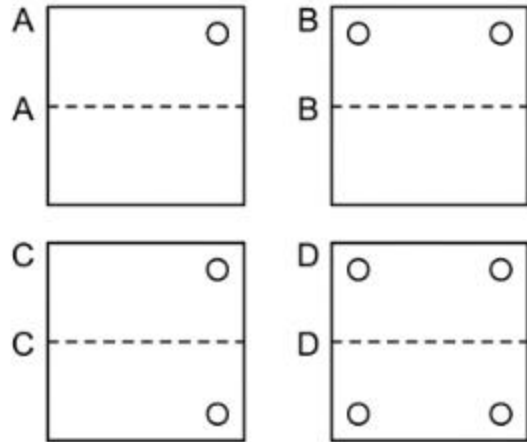
135. Choose the picture that shows how the paper looks when it is opened.

**Figure PQ-975**

Left: a square folded in half along a horizontal centre line



Four answer figures A–D, opened squares with dashed horizontal fold:

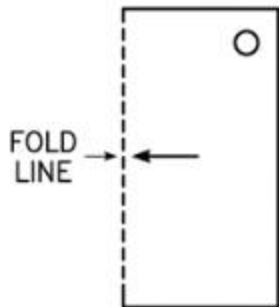


- A. One hole
- B. Two holes, side by side
- C. Two holes, top and bottom corners
- D. Four holes

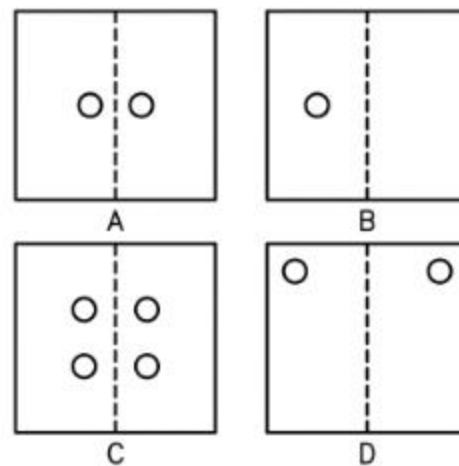
136. Choose the picture that shows how the paper looks when it is opened.

**FIGURE PQ-976**

Identify the opened square after punching one hole.



QUESTION



OPTIONS A–D

- A. Two holes, near centre
- B. One hole
- C. Four holes
- D. Two holes, top corners

## Practice Exam 8: Answer Key and Explanations

### Verbal Battery — Picture Analogies

- 1. B** — A kettle is used for boiling water, so an oven is used for baking. The relationship is object-to-its-job; freezing, cutting, and washing are not what an oven does.
- 2. A** — A mouse is an owl's food, so bamboo is a panda's food. The link is animal-to-food; the tree, cave, and honey relate to animals but are not what a panda eats.
- 3. C** — Begin and end are opposites, so the opposite of the first runner is the last runner. The fast runner, winner, and middle runner do not complete an opposites pair for "first."
- 4. D** — An artist uses a paintbrush, so a tailor uses a needle and thread. The relationship is worker-to-tool; the cloth, button, and shirt relate to a tailor but are not the tool.
- 5. B** — A spoke is part of a whole wheel, so a brick is part of a whole wall. The relationship is part-to-whole; cement, clay, and the builder relate to a brick but are not the whole it builds.
- 6. B** — A calf is a cow's baby, so a joey is a kangaroo's baby. The link is adult-to-young; the pouch, hopping, and Australia relate to a kangaroo but are not its baby.
- 7. A** — A picture hangs on a wall, so a star is found in the sky. The relationship is thing-to-where-it-belongs; the night, a sparkle, and a wish relate to a star but are not where it sits.
- 8. A** — Pressing a piano key makes a note, so hitting a drum makes a bang. The link is action-to-sound; the drumstick, drum skin, and sheet music relate to a drum but are not the sound it makes.
- 9. B** — Fur is a bear's body covering, so scales are a snake's body covering. The relationship is animal-to-covering; the hiss, tongue, and tail relate to a snake but are not its covering.
- 10. D** — Asleep and awake are opposites, so the opposite of a sinking stone is a floating cork. The anchor, deep water, and dropped coin relate to sinking but are not its opposite.
- 11. B** — A coin is made of metal, so a pillow is made of soft feathers. The relationship is object-to-material; wood, glass, and stone are not what a pillow is filled with.

**12. C** — A farmer produces crops, so a chef produces a cooked meal. The link is maker-to-product; the apron, frying pan, and kitchen relate to a chef but are not the finished product.

**13. A** — A petal is part of a whole flower, so a tooth is part of a whole mouth. The relationship is part-to-whole; the toothbrush, the colour white, and biting relate to a tooth but are not the whole it belongs to.

**14. B** — A clock tells us the time, so a calendar tells us the days and dates. The link is object-to-what-it-shows; the weather, weight, and distance are not what a calendar shows.

**15. D** — Open and shut are opposites, so the opposite of pushing a door is pulling it. The locked, wide, and heavy doors do not complete an opposites pair for "push."

**16. C** — A barn is a cow's home, so a coop is a hen's home. The relationship is animal-to-home; the egg, feathers, and worm relate to a hen but are not where it lives.

## **Verbal Battery — Sentence Completion**

**17. C** — A compass needle always points towards the north, so "the north" fits. East, south, and west are not where a compass needle settles.

**18. D** — The Earth travels around the sun once each year, so "the bright sun" fits. The moon, a star, and the sky are not what the Earth orbits in a year.

**19. D** — Mixing blue and yellow makes green, so "leaf green" fits. Red, purple, and orange are made from other colour mixes.

**20. A** — A young plant just grown from a seed is a seedling, so "a small seedling" fits. A branch, fruit, and root are parts of older plants.

**21. C** — A long winter sleep is called hibernation, so "winter hibernation" fits. Migration, swimming, and flying are not the word for a winter sleep.

**22. B** — The opposite of an ancient, old castle is a brand-new building, so "a brand-new building" fits. Tall, grey, and empty do not describe the opposite of old.

**23. D** — Webbed feet help ducks to swim, so "swim well" fits. Running, climbing, and digging are not what webbed feet help with in water.

**24. D** — A shadow forms when an object blocks the light, so "the light" fits. Wind, rain, and sound do not make a shadow.

**25. A** — We measure how heavy something is with scales, so "weighing scales" fits. A ruler measures length, a clock time, and a thermometer temperature.

**26. D** — Caterpillars, ladybirds, and ants are all insects, so "little insects" fits. They are not birds, fish, or mammals.

**27. D** — The big bright light in the daytime sky is the sun, so "the shining sun" fits. The moon and stars shine at night, and a lamp is not in the sky.

**28. A** — When ice gets warm it melts back into water, so "cool water" fits. Steam, snow, and mud are not what melting ice becomes.

**29. D** — A baby frog that lives in water and has a tail is a tadpole, so "a little tadpole" fits. A chick, cub, and fawn are the young of other animals.

**30. D** — Plants make new plants by spreading their seeds, so "little seeds" fits. Leaves, roots, and stems are parts of the plant, not what grows into new plants.

## **Verbal Battery — Picture Classification**

**31. C** — The snail, tortoise, and crab all have a shell, so the clam belongs. The frog, fish, and worm have no shell.

**32. B** — The window, glass, and clear water are all see-through, so the clear bottle belongs. The brick wall, wooden door, and brick are not see-through.

**33. B** — Shoes, socks, and gloves all come in a pair, so the pair of mittens belongs. The hat, scarf, and belt are single items.

**34. D** — The hen, bird, and snake all lay eggs, so the crocodile belongs. The dog, cat, and cow are mammals that have live young.

**35. D** — Paper, a towel, and a blanket can all be folded, so the cotton shirt belongs. The rock, cup, and stone are stiff and cannot be folded.

**36. B** — The tree, mushroom, and deer are all found in a forest, so the fox belongs. The shark and whale live in the sea, and the camel in the desert.

**37. A** — The moon, a star, and a planet are all found in outer space, so the comet belongs. The tree, river, and mountain are on Earth.

**38. B** — A hat, cap, and helmet are all worn on the head, so the crown belongs. The glove, shoe, and sock are worn elsewhere.

**39. A** — The fish, octopus, and dolphin all live in water, so the crab belongs. The horse, sheep, and chicken live on land.

**40. B** — Fire, the sun, and a radiator are all hot, so the hot stove belongs. The ice cube, snowball, and fridge are cold.

**41. C** — A piano, a computer keyboard, and a lock all have keys, so the typewriter belongs. The drum, pencil, and ball have no keys.

**42. B** — A pencil, needle, and pin all have a sharp point, so the nail belongs. The ball, plate, and coin are round and blunt.

**43. D** — The orange, apple, and grape are all round foods, so the cherry belongs. The banana, carrot, and cucumber are long.

**44. C** — A boat, a duck, and a log all float on water, so the cork belongs. The stone, coin, and key would sink.

## **Quantitative Battery — Number Analogies**

**45. C** — The first pair grows by three (9 to 12), so ten grows by three to make thirteen. The change is "three more."

**46. B** — The first pair doubles (6 to 12), so eight doubles to make sixteen. The rule is "twice as many."

**47. D** — The first pair grows by two (11 to 13), so fifteen grows by two to make seventeen. The change is "two more."

**48. D** — The first pair loses three (16 to 13), so fourteen loses three to make eleven. The change is "three fewer."

**49. B** — The first pair doubles (7 to 14), so nine doubles to make eighteen. The rule is "twice as many."

**50. C** — The first pair grows by three (10 to 13), so eleven grows by three to make fourteen. The change is "three more."

**51. A** — The first pair loses two (15 to 13), so seventeen loses two to make fifteen. The change is "two fewer."

**52. B** — The first pair doubles (7 to 14), so nine doubles to make eighteen. The rule is "twice as many."

**53. C** — The first pair grows by two (12 to 14), so sixteen grows by two to make eighteen. The change is "two more."

**54. C** — The first pair grows by three (8 to 11), so twelve grows by three to make fifteen. The change is "three more."

**55. A** — The first pair loses three (18 to 15), so sixteen loses three to make thirteen. The change is "three fewer."

**56. B** — The first pair doubles (8 to 16), so six doubles to make twelve. The rule is "twice as many."

**57. B** — The first pair grows by two (13 to 15), so seventeen grows by two to make nineteen. The change is "two more."

**58. A** — The first pair loses two (16 to 14), so eighteen loses two to make sixteen. The change is "two fewer."

**59. D** — The first pair grows by three (9 to 12), so thirteen grows by three to make sixteen. The change is "three more."

**60. D** — The first pair doubles (9 to 18), so seven doubles to make fourteen. The rule is "twice as many."

## **Quantitative Battery — Number Series**

**61. C** — The beads go up by three each time (10, 13, 16), so the next group is nineteen. The step is "three more."

**62. C** — The beads go up by two each time (14, 16, 18), so the next group is twenty. The step is "two more."

**63. A** — The beads go down by two each time (20, 18, 16), so the next group is fourteen. The step is "two fewer."

**64. D** — The beads go up by one each time (18, 19, 20), so the next group is twenty-one. The step is "one more."

**65. D** — The beads go up by three each time (9, 12, 15), so the next group is eighteen. The step is "three more."

**66. C** — The beads go down by three each time (22, 19, 16), so the next group is thirteen. The step is "three fewer."

**67. A** — The beads go up by two each time (15, 17, 19), so the next group is twenty-one. The step is "two more."

**68. A** — The beads go down by two each time (19, 17, 15), so the next group is thirteen. The step is "two fewer."

**69. C** — The beads go up by three each time (11, 14, 17), so the next group is twenty. The step is "three more."

**70. C** — The beads go down by one each time (21, 20, 19), so the next group is eighteen. The step is "one fewer."

**71. D** — The beads go up by two each time (16, 18, 20), so the next group is twenty-two. The step is "two more."

**72. C** — The beads go down by three each time (24, 21, 18), so the next group is fifteen. The step is "three fewer."

**73. C** — The beads go up by three each time (12, 15, 18), so the next group is twenty-one. The step is "three more."

**74. B** — The beads go down by two each time (22, 20, 18), so the next group is sixteen. The step is "two fewer."

**75. C** — The beads go up by one each time (19, 20, 21), so the next group is twenty-two. The step is "one more."

**76. D** — The beads go down by three each time (25, 22, 19), so the next group is sixteen. The step is "three fewer."

## Quantitative Battery — Number Puzzles

**77. B** — Eleven birds and seven more makes eighteen ( $11 + 7 = 18$ ). Counting on from eleven adds seven.

**78. C** — Nineteen apples with nine eaten leaves ten ( $19 - 9 = 10$ ). Counting back from nineteen reaches ten.

**79. A** — If adding nine makes eighteen, the box started with nine ( $18 - 9 = 9$ ). Counting back from the total finds the start.

**80. A** — Eight cats, seven dogs, and four rabbits make nineteen animals ( $8 + 7 + 4 = 19$ ). All three groups are joined into one total.

**81. B** — Twenty balloons with nine popped leaves eleven ( $20 - 9 = 11$ ). Taking nine away reduces the amount by nine.

**82. A** — Needing eighteen with nine in hand means nine more are needed ( $18 - 9 = 9$ ). Counting on from nine to eighteen takes nine steps.

**83. A** — Seventeen ducks with nine swimming away leaves eight ( $17 - 9 = 8$ ). Counting back from seventeen reaches eight.

**84. C** — Nine red, nine blue, and four green blocks make twenty-two altogether ( $9 + 9 + 4 = 22$ ). All three groups are joined into one total.

**85. A** — Twenty-one sweets with nine eaten leaves twelve ( $21 - 9 = 12$ ). Counting back from twenty-one reaches twelve.

**86. B** — If adding eight makes seventeen, the box started with nine ( $17 - 8 = 9$ ). Counting back from the total finds the start.

**87. B** — Nine fish and eight more makes seventeen ( $9 + 8 = 17$ ). Counting on from nine adds eight.

**88. A** — Twenty-two cherries with nine eaten leaves thirteen ( $22 - 9 = 13$ ). Counting back from twenty-two reaches thirteen.

**89. B** — Fourteen cars and eight more makes twenty-two ( $14 + 8 = 22$ ). Counting on from fourteen adds eight.

**90. C** — Needing seventeen with eight in hand means nine more are needed ( $17 - 8 = 9$ ). Counting on from eight to seventeen takes nine steps.

## Nonverbal Battery — Figure Matrices

**91. A** — Two things change across the top — bigger and filled-in — so the small white triangle becomes a large black triangle. Both changes apply to the same shape.

**92. D** — Two things change — more and filled-in — so one white star becomes two black stars. The number and the shading both change.

**93. B** — The top arrow makes a quarter turn clockwise (up to right), so the left arrow turns the same way to point up. The change is rotation.

**94. C** — Two things change — bigger and striped — so the small white circle becomes a large striped circle. Both changes apply together.

**95. B** — Two things change — smaller and filled-in — so the large white circle becomes a small black circle. Both changes apply to the same shape.

**96. A** — Two things change — three of them and filled-in — so one white star becomes three black stars. The number and the shading both change.

**97. C** — The top arrow turns to point the opposite way, so the up arrow becomes a down arrow. The change is direction.

**98. A** — The top row changes from white to black, so the white star becomes a black star. The change is shading, keeping the same shape.

**99. D** — Two things change — bigger and filled-in — so the small white heart becomes a large black heart. Both changes apply to the same shape.

**100. B** — Two things change — more and filled-in — so one white triangle becomes two black triangles. The number and the shading both change.

**101. B** — Two things change — smaller and filled-in — so the large white square becomes a small black square. Both changes apply to the same shape.

**102. D** — The top arrow makes a quarter turn clockwise (up to right), so the down arrow turns the same way to point left. The change is rotation.

**103. A** — Two things change — bigger and filled-in — so the small white heart becomes a large black heart. Both changes apply to the same shape.

**104. C** — The top row changes from striped to black, so the striped circle becomes a black circle. The change is shading, keeping the same shape.

**105. C** — Two things change — bigger and striped — so the small white square becomes a large striped square. Both changes apply together.

**106. A** — The top row goes from one to three, so one circle becomes three circles. The change is number.

## **Nonverbal Battery — Figure Classification**

**107. B** — The three figures all have four sides, so the square belongs. A triangle, circle, and star do not have four sides.

**108. B** — The three figures are all black, so the black star belongs. The white, striped, and grey figures break the colour rule.

**109. A** — Each box holds exactly five dots, so the box with five dots belongs. The boxes with four, three, or two dots break the count rule.

**110. D** — The three arrows all point right, so the right-pointing arrow belongs. The other directions break the rule.

**111. D** — The three figures are all striped, so the striped triangle belongs. The white, black, and grey figures break the shading rule.

**112. C** — Each figure has a dot in the centre, so the star with a dot belongs. The plain figures have no centre dot.

**113. A** — The three figures are all large, so the large star belongs. The small figures break the size rule.

**114. A** — The three figures all have five sides, so the pentagon belongs. A triangle, square, and circle have a different number of sides.

**115. C** — Each box holds exactly four items, so the box with four stars belongs. The boxes with two, three, or one star break the count rule.

**116. D** — The three figures are all half-shaded, so the half-shaded square belongs. The fully white, fully black, and striped figures break the rule.

**117. A** — The three figures are all filled grey, so the grey circle belongs. The white, black, and striped figures break the shading rule.

**118. A** — The three figures all have three sides, so the triangle belongs. A square, circle, and pentagon have a different number of sides.

**119. D** — The three figures are all white outlines, so the white triangle belongs. The black, striped, and grey figures break the shading rule.

**120. A** — The three arrows all point up, so the up-pointing arrow belongs. The other directions break the rule.

**121. B** — The three figures are all small and white, so the small white star belongs. The large, black, and striped stars each break one part of the rule.

**122. B** — The three figures all have curved edges and no corners, so the oval belongs. The square, triangle, and star have corners.

## **Nonverbal Battery — Paper Folding**

**123. D** — Two punches through two layers make four holes, arranged as two mirrored pairs. The count comes from punches times layers.

**124. C** — A hole punched near the top, close to the fold, opens into two holes close together near the centre top. Nearness to the fold keeps them close.

**125. D** — With a horizontal fold, a hole near the fold opens into two holes close together near the centre. Holes near the fold stay near the middle.

**126. D** — A single punch through one fold opens into two holes mirrored across the centre. Two layers always give two holes.

**127. B** — A hole near the top outer edge opens into two holes far apart near the top corners. Holes near the edge land far from the fold.

**128. C** — With a horizontal fold, a hole near the top outer edge opens into two holes near the top and bottom edges, far from the fold. Distance from the fold is mirrored.

**129. A** — A hole near the bottom outer edge opens into two holes far apart near the bottom corners. Holes near the edge land far from the fold.

**130. D** — Two punches through two layers make four holes, arranged as two mirrored pairs. The count comes from punches times layers.

**131. A** — A hole near the outer edge opens into two holes far apart at the middle height. Holes near the edge land far from the fold.

**132. C** — Two punches near the outer edge make four holes far apart near the corners. Each punch mirrors across the fold.

**133. B** — A single punch through one fold opens into two holes mirrored across the centre. Two layers always give two holes.

**134. C** — With a horizontal fold, a hole near the fold opens into two holes close together near the centre. Holes near the fold stay near the middle.

**135. C** — With a horizontal fold, a hole near a top corner opens into two holes at the top and bottom corners, mirrored across the fold. One fold makes two holes.

**136. D** — A hole near the top outer edge opens into two holes far apart near the top corners. Holes near the edge land far from the fold.