

PRACTICE EXAM 18 QUESTION (1 -50)

1. A guardrail system's midrail must be capable of withstanding a force applied in any downward or outward direction of at least what amount?

- A. 150 pounds applied to the midrail
- B. 50 pounds applied to the midrail
- C. 250 pounds applied to the midrail
- D. 500 pounds applied to the midrail

2. A project has a total contract value of \$400,000. To date, \$260,000 of work has been completed. What percentage of the project is complete?

- A. 35% complete
- B. 54% complete
- C. 65% complete
- D. 74% complete

3. Under Georgia law, after recording a claim of lien, the lienholder must file a lawsuit to enforce (foreclose) the lien within what period, or the lien becomes unenforceable?

- A. Within 90 days of recording the claim of lien
- B. Within 365 days of recording the claim of lien
- C. Within 30 days of recording the claim of lien
- D. Within 5 years of recording the claim of lien

4. A worker finds a portable ladder with a cracked side rail on the job site. Under OSHA, what is the correct action?

- A. Reinforce the cracked rail with duct tape and continue using the ladder
- B. Use the ladder only for light loads until a replacement arrives on site
- C. Place the ladder at a shallower angle to reduce stress on the cracked rail
- D. Remove the ladder from service and tag it until repaired or discarded

5. Under the IBC, the required egress capacity for level components such as doors and corridors in non-high-hazard, sprinklered occupancies is generally figured at what factor per occupant?

- A. 0.3 inch of width per occupant
- B. 0.7 inch of width per occupant
- C. 0.2 inch of width per occupant
- D. 0.5 inch of width per occupant

6. A contractor wants a job that costs \$40,000 to yield \$10,000 of profit. What markup percentage on cost achieves this?

- A. 20% markup on cost
- B. 25% markup on cost
- C. 30% markup on cost
- D. 40% markup on cost

7. Under Georgia law, a contractor entering into a contract for work requiring a license must do which of the following?

- A. Hold the appropriate license at the time the contract is entered into
- B. Obtain the license only before requesting the final inspection
- C. Apply for a license within thirty days after starting the project
- D. Hold a license only if the project value exceeds one million dollars

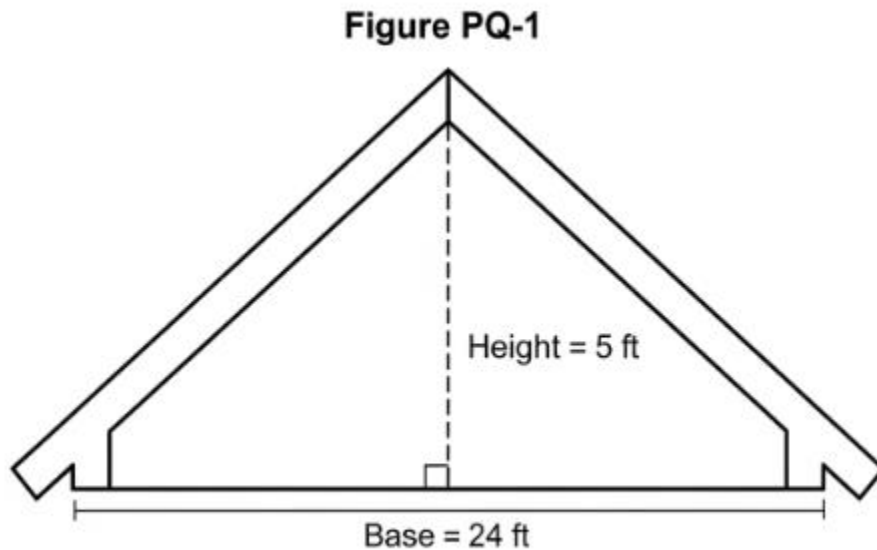
8. OSHA requires that supported scaffold poles, legs, and frames bear on which of the following to prevent settling and displacement?

- A. Loose bricks stacked to the required leveling height under each leg
- B. Compacted gravel piled directly beneath each scaffold leg location
- C. Wooden blocks balanced on the soil at the corners of the scaffold
- D. Base plates and mud sills, or another adequate firm foundation

9. "Mediation" as a method of dispute resolution differs from arbitration primarily in which way?

- A. Mediation results in a legally binding decision the parties must follow
- B. The mediator facilitates a voluntary settlement but cannot impose a decision
- C. Mediation is conducted only inside a courtroom before a sitting judge
- D. The mediator's recommendation is automatically enforceable as a judgment

10. Calculate the area of the triangular gable end shown in the figure.



- A. 48 square feet of gable area

- B. 96 square feet of gable area
- C. 60 square feet of gable area
- D. 120 square feet of gable area

11. Under OSHA's accident prevention sign requirements, a "DANGER" sign is used to indicate which of the following?

- A. An immediate hazard that could cause serious injury or death
- B. A reminder of general safety practices to follow on the site
- C. The location of first aid and emergency eyewash equipment
- D. Instructions that workers must follow to keep an area clean

12. Under the IBC and plumbing code, the number of required plumbing fixtures (such as water closets) for a building is determined primarily by which of the following?

- A. The total construction cost of the completed building project
- B. The number of exterior doors provided in the building
- C. The height of the building measured in stories above grade
- D. The occupancy classification and the calculated occupant load

13. A contractor's estimate was \$180,000, but the project finished at an actual cost of \$198,000. What was the cost overrun as a percentage of the estimate?

- A. 8% cost overrun
- B. 10% cost overrun
- C. 12% cost overrun
- D. 18% cost overrun

14. Georgia's Residential-Light Commercial Contractor classification generally permits work on light commercial structures subject to a limit on which of the following?

- A. The total number of employees the contractor may hire
- B. The number of separate projects worked on each calendar year
- C. The size, height, and occupancy of the structures, per board rules
- D. The geographic county in which the contractor may operate

15. Under OSHA, only a "qualified person" may work on or near exposed energized electrical parts. A qualified person is one who has which of the following?

- A. Training to recognize and avoid the electrical hazards involved in the work
- B. A state-issued master electrician license valid in every jurisdiction
- C. At least ten years of experience working as a journeyman electrician
- D. A college degree in electrical engineering from an accredited school

16. A parcel of land measures 1 acre. Approximately how many square feet does this represent?

- A. About 10,000 square feet in an acre
- B. About 27,000 square feet in an acre
- C. About 36,000 square feet in an acre
- D. About 43,560 square feet in an acre

17. A "flow-down" clause in a subcontract generally does which of the following?

- A. Routes all project payments directly from the owner to the subcontractor
- B. Allows the subcontractor to bypass the general contractor on all disputes
- C. Binds the subcontractor to the same obligations the GC owes the owner
- D. Reduces the subcontractor's scope by removing tasks from the contract

18. Under OSHA, a cover placed over a hole in a walking surface must be capable of supporting at least how much, relative to the maximum intended load?

- A. At least 1 times the maximum intended load on the cover
- B. At least 2 times the maximum intended load on the cover
- C. At least 4 times the maximum intended load on the cover
- D. At least 6 times the maximum intended load on the cover

19. Under the IBC, a movie theater with fixed seating for an audience is classified under which occupancy group?

- A. Group A, Assembly occupancy
- B. Group B, Business occupancy
- C. Group M, Mercantile occupancy
- D. Group E, Educational occupancy

20. A rectangular room measures 16 feet by 14 feet. How many linear feet of baseboard are needed for the full perimeter, ignoring door openings?

- A. 30 linear feet of baseboard
- B. 44 linear feet of baseboard
- C. 56 linear feet of baseboard
- D. 60 linear feet of baseboard

21. A Georgia contractor buys materials from an out-of-state supplier who does not charge Georgia sales tax. When the materials are used in Georgia, the contractor generally owes which of the following?

- A. No tax at all, because the materials were purchased out of state
- B. Georgia use tax on the materials at the applicable rate
- C. A federal excise tax remitted to the Internal Revenue Service
- D. A refund of the sales tax paid in the other state automatically

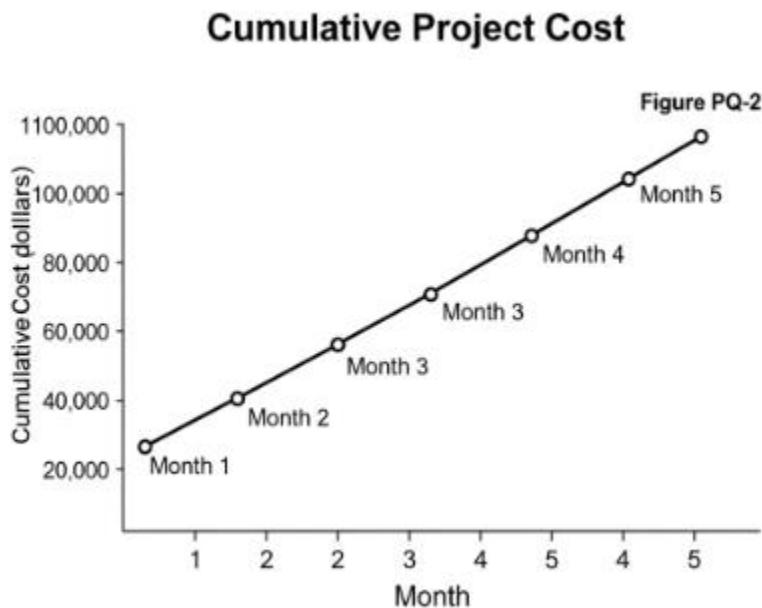
22. Where workers may be exposed to corrosive materials that can injure the eyes or skin, OSHA requires which of the following be provided?

- A. A respirator rated for acid gas exposure for each worker present
- B. A first aid kit stocked with neutralizing chemical agents nearby
- C. Suitable facilities for quick drenching or flushing of the eyes and body
- D. A written exposure control plan posted at the entrance to the area

23. In a stipulated-sum (lump-sum) contract, the contractor agrees to which of the following?

- A. To perform the defined scope of work for a fixed total price
- B. To be reimbursed for actual costs plus an agreed percentage fee
- C. To bill the owner per unit installed at agreed unit prices
- D. To complete the work for whatever the final costs turn out to be

24. Refer to the line graph showing cumulative project cost over time. What was the approximate cumulative cost at the end of Month 3?



- A. About \$20,000 at the end of Month 3
- B. About \$40,000 at the end of Month 3
- C. About \$50,000 at the end of Month 3
- D. About \$60,000 at the end of Month 3

25. In Georgia, a local "business license" (occupational tax certificate) issued by a city or county serves which purpose, compared to a state contractor license?

- A. It replaces the need for any state contractor license entirely
- B. It certifies the contractor's technical competence to perform the trade
- C. It authorizes the business to operate locally, separate from state licensure
- D. It grants the contractor authority to pull permits in every Georgia county

26. Under OSHA, before an employee is exposed to fall hazards, the employer must provide which of the following?

- A. A training program teaching the worker to recognize and minimize fall hazards
- B. A signed liability waiver acknowledging the risk of working at height
- C. A minimum of one year of on-the-job experience working at heights
- D. A medical examination clearing the worker to work at elevation

27. Under the IBC, exit signs in most occupancies must be which of the following?

- A. Painted on the floor along the path leading toward the exit
- B. Posted only at the main entrance of the building
- C. Sized no larger than two inches in letter height for clarity
- D. Internally or externally illuminated and visible along the egress path

28. A sidewalk is 60 feet long, 4 feet wide, and 4 inches thick. How many cubic yards of concrete are required?

- A. About 1.2 cubic yards of concrete
- B. About 3.0 cubic yards of concrete
- C. About 5.9 cubic yards of concrete
- D. About 8.9 cubic yards of concrete

29. In Georgia, corporate officers of a contracting company may, under certain conditions, do which of the following with respect to workers' compensation coverage?

- A. Require all employees to pay half of the insurance premium cost
- B. Avoid carrying any coverage even with twenty field employees
- C. Elect to exempt themselves from coverage while still covering employees
- D. Substitute a personal health insurance policy for the entire company

30. OSHA requires employers to post the annual summary of work-related injuries and illnesses (Form 300A) during which period each year?

- A. From February 1 through April 30 of the following year
- B. From January 1 through March 31 of the same year
- C. During the entire month of December each year only
- D. From June 1 through August 31 of each calendar year

31. If a bonded contractor defaults, the surety on a performance bond generally has which of the following options?

- A. To cancel the project and refund the owner's deposit only
- B. To assume ownership of the property and resell it for a profit
- C. To void the contract and release all parties from their obligations
- D. To complete the work itself, finance the original contractor, or tender a new one

32. Under the IBC, the minimum width of an interior stairway serving an occupant load of fewer than 50 in most occupancies is generally which of the following?

- A. 30 inches of clear stair width
- B. 36 inches of clear stair width
- C. 48 inches of clear stair width
- D. 44 inches of clear stair width

33. A contractor buys \$8,000 of materials and pays 6% sales tax, then adds \$5,000 in labor. What is the total cost of materials plus tax plus labor?

- A. \$13,000 total cost
- B. \$13,300 total cost
- C. \$13,480 total cost
- D. \$13,800 total cost

34. In Georgia, a building permit typically becomes void or expires if which of the following occurs?

- A. Work is not started within the allowed period or is abandoned for too long
- B. The contractor changes the paint color from what was originally planned
- C. The owner sells the property to a new owner during construction
- D. The project finishes ahead of the originally scheduled completion date

35. A crane's load chart provides the operator with which of the following information?

- A. The fuel consumption rate of the crane at various engine speeds
- B. The rated lifting capacity at different boom angles and radii
- C. The maintenance schedule for replacing the crane's wire rope
- D. The names and certifications of all qualified crane operators

36. A wall is 32 feet long with studs spaced 16 inches on center. Approximately how many studs are needed for the wall, adding one for the end?

- A. About 16 studs for the wall
- B. About 20 studs for the wall
- C. About 22 studs for the wall
- D. About 25 studs for the wall

37. A properly perfected mechanic's lien in Georgia attaches to which of the following?

- A. The personal bank accounts of the property owner directly
- B. The contractor's tools and equipment used on the project
- C. The real property (land and improvements) that was improved
- D. The future earnings of the owner until the debt is paid in full

38. Under OSHA, a portable circular saw with a blade larger than 2 inches must be equipped with which of the following?

- A. A guard that automatically returns to cover the blade when not cutting
- B. A blade brake that stops rotation within one second of release
- C. A laser guide projecting the cut line onto the work surface
- D. A dust collection bag attached to the rear of the saw housing

39. Under the IBC and good practice, the bottom of an exterior footing must generally be placed at which of the following depths?

- A. At least 6 inches below the finished grade in all climate zones
- B. Below the local frost line to prevent frost heave damage
- C. Exactly at the finished grade level to allow for proper drainage

D. At least 10 feet below grade regardless of the soil conditions

40. A contractor needs a 30% gross margin on a job that costs \$70,000. What selling price achieves a 30% margin (not markup)?

- A. \$91,000 selling price
- B. \$93,333 selling price
- C. \$97,000 selling price
- D. \$100,000 selling price

41. Under Georgia law, a contractor license is generally treated in which of the following ways?

- A. It may be freely sold or rented to another unlicensed contractor
- B. It automatically covers any business entity the licensee later forms
- C. It is issued to a specific person or entity and is not transferable to another
- D. It remains valid indefinitely without any renewal once first issued

42. OSHA requires that earth-moving equipment such as bulldozers and loaders, when they have an obstructed rear view, be equipped with which of the following?

- A. A reverse signal alarm audible above the surrounding noise level
- B. A second operator riding along to watch the rear at all times
- C. A rear-view mirror no smaller than twelve inches in width
- D. A flashing strobe light mounted on the front of the machine

43. A "construction change directive" differs from a change order primarily in that the directive does which of the following?

- A. Requires the unanimous written agreement of all subcontractors first

- B. Can only reduce the scope of work, and never add to the contract
- C. Must be approved by the local building official before it takes effect
- D. Allows the owner to order a change before the parties agree on price

44. In building insulation, a higher R-value indicates which of the following?

- A. A greater ability of the material to conduct heat quickly
- B. A greater resistance of the material to the flow of heat
- C. A lower fire-resistance rating for the insulating material
- D. A higher moisture absorption rate within the insulation

45. A base estimate is \$250,000, and the contractor adds a 5% contingency. What is the estimate including contingency?

- A. \$255,000 including contingency
- B. \$260,000 including contingency
- C. \$262,500 including contingency
- D. \$275,000 including contingency

46. Under Georgia law, when a project owner wrongfully withholds payment due under the prompt payment statute, the unpaid party may generally be entitled to which of the following?

- A. Interest on the amount wrongfully withheld at the statutory rate
- B. Automatic doubling of the entire original contract price as damages
- C. Immediate transfer of the property title into the unpaid party's name
- D. A criminal conviction of the owner for theft of construction services

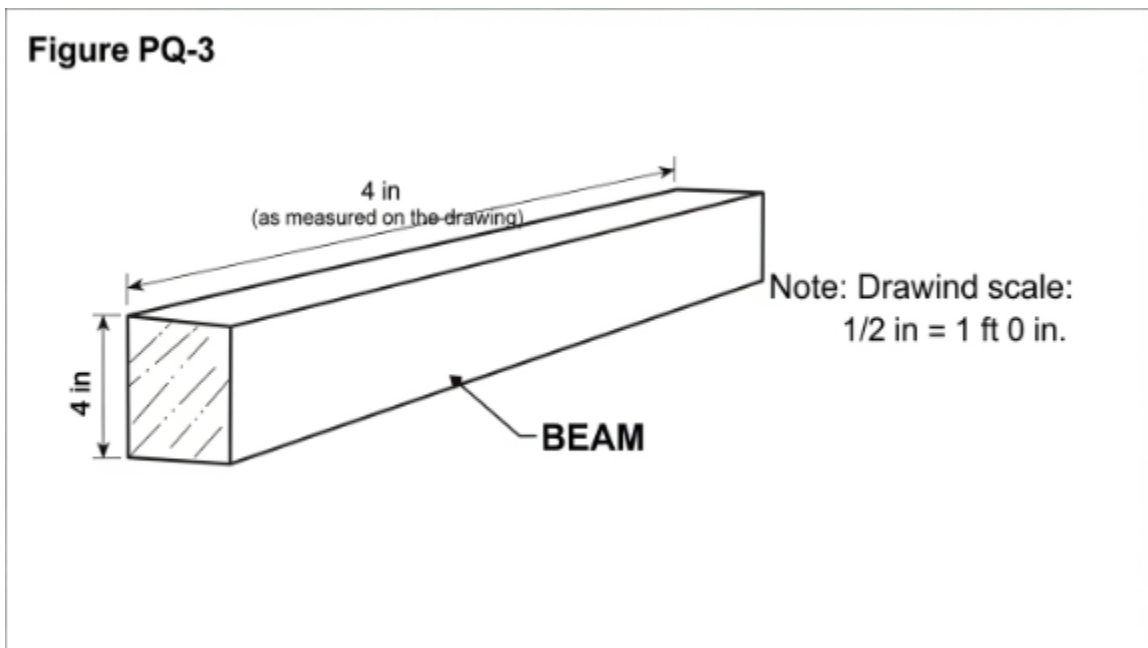
47. Under OSHA, when employees regularly use a stairway during construction and the metal pan stairs are not yet filled with permanent treads, the employer must do which of the following?

- A. Prohibit all use of the stairway until the building is fully complete
- B. Allow use only by workers wearing personal fall arrest systems
- C. Limit the stairway to downward travel during the workday only
- D. Fill the pans with temporary material such as wood to create a flat surface

48. A "work breakdown structure" (WBS) on a construction project is best described as which of the following?

- A. A list ranking each worker by seniority and pay rate on the job
- B. A hierarchical division of the project into smaller, manageable work packages
- C. A diagram showing the legal relationships between the contracting parties
- D. A daily log recording the weather conditions affecting the work

49. On the scaled detail shown, drawn at $1/2" = 1'-0"$, a beam measures 4 inches long on the drawing. What is the actual length of the beam?



- A. 4 feet of actual beam length

- B. 6 feet of actual beam length
- C. 8 feet of actual beam length
- D. 16 feet of actual beam length

50. Among Georgia's adopted statewide minimum standard codes, which of the following is included as a mandatory code?

- A. A state-specific code written entirely independently of national models
- B. The International Building Code, along with other International Codes
- C. Only local county codes, with no statewide mandatory construction code
- D. The Canadian National Building Code adapted for use in Georgia

ANSWER KEY WITH EXPLANATIONS

1. A — A guardrail midrail must withstand at least 150 pounds applied in any downward or outward direction. The midrail is set roughly halfway between the top rail and the walking surface to stop a worker from slipping through. Its required strength is lower than the 200-pound top rail because the top rail bears the primary fall force.

2. C — The project is 65% complete: \$260,000 of work divided by the \$400,000 contract value. Percent complete is earned value over total value, the basis for progress billing. Tracking it keeps payments aligned with work actually performed.

3. B — In Georgia, a lienholder must file suit to enforce the lien within 365 days of recording the claim, or the lien becomes unenforceable. The deadline forces timely resolution and clears stale claims from the title. Missing it forfeits the security the lien provided.

4. D — A ladder with a cracked side rail must be removed from service immediately and tagged until repaired or, more often, discarded. Structural defects can cause sudden collapse under load, so the ladder may not stay in use. Tape or reduced loads do not restore a compromised rail.

5. C — For level egress components in sprinklered, non-high-hazard occupancies, the IBC figures required capacity at 0.2 inch of width per occupant. Stairways use the larger 0.3-inch factor because vertical travel is slower. Multiplying occupant load by the factor sizes the doors and corridors.

6. B — A 25% markup achieves the target: \$10,000 of desired profit divided by the \$40,000 cost. Markup is profit expressed as a percentage of cost, so dividing profit by cost gives the rate. Applying it to cost yields the \$50,000 selling price.

- 7. A** — Georgia requires a contractor to hold the appropriate license at the time the contract for licensed work is entered into. Contracting without a license at that point can render the agreement unenforceable and expose the contractor to penalties. Licensure must be in place before, not after, the deal is struck.
- 8. D** — Supported scaffold legs and frames must bear on base plates and mud sills, or another adequate firm foundation, to prevent settling and displacement. A stable base keeps the scaffold from tipping or sinking under load. Loose bricks or balanced blocks are expressly prohibited as footings.
- 9. B** — In mediation, a neutral mediator facilitates a voluntary settlement but cannot impose a binding decision on the parties. This contrasts with arbitration, where the arbitrator renders a binding award. Mediation preserves the parties' control over the outcome.
- 10. C** — The gable area is 60 square feet: one-half times the 24-foot base times the 5-foot height. The triangle-area formula is half the base times the height. Correct area drives siding and sheathing quantities for the gable.
- 11. A** — A "DANGER" sign designates an immediate hazard that could cause serious injury or death, the highest level of OSHA warning. "Caution" signs address lesser hazards, and "Safety Instruction" signs give general guidance. Using the correct sign communicates the true severity of the risk.
- 12. D** — The required number of plumbing fixtures is determined primarily by the occupancy classification and the calculated occupant load. More occupants and certain uses require more water closets, lavatories, and other fixtures. This sizing protects sanitation and health for the building's users.
- 13. B** — The overrun was 10%: the \$18,000 difference ($\$198,000 - \$180,000$) divided by the \$180,000 estimate. Percent overrun compares the variance to the original estimate, not the final cost. Tracking overruns helps a contractor improve future estimating accuracy.
- 14. C** — Georgia's Residential-Light Commercial classification is limited by the size, height, and occupancy of the structures the licensee may build, as set by board rules. The tier matches qualification to a defined range of light commercial work. Exceeding those limits requires a general contractor license.
- 15. A** — A "qualified person" is one trained to recognize and avoid the electrical hazards involved in the specific work. The definition centers on demonstrated knowledge and skill, not a particular license or degree. Restricting energized work to qualified persons reduces electrocution and arc-flash injuries.
- 16. D** — One acre equals about 43,560 square feet. This conversion is fundamental to site, earthwork, and land calculations. Memorizing it lets a contractor translate parcel sizes into usable square footage.
- 17. C** — A flow-down clause binds the subcontractor to the same obligations the general contractor owes the owner under the prime contract. It pushes prime-contract terms, such as schedule and quality requirements, down to the subs. This keeps the project's obligations consistent through every tier.
- 18. B** — A hole cover must support at least twice the maximum intended load that could be placed on it. The safety factor accounts for concentrated loads, such as a worker plus equipment, plus an impact margin. An under-rated cover can fail and create the very fall hazard it was meant to prevent.

- 19. A** — A movie theater with fixed audience seating is a Group A, Assembly occupancy. Assembly occupancies gather people for purposes such as entertainment, which raises egress and life-safety demands. The classification drives requirements for exits, aisles, and fire protection.
- 20. D** — The perimeter is 60 linear feet: 2 times the sum of the 16-foot and 14-foot sides. Baseboard follows the room's perimeter, so the perimeter formula gives the length needed. Door openings would reduce this slightly in practice.
- 21. B** — When an out-of-state supplier does not charge Georgia sales tax, the contractor owes Georgia use tax on materials used in the state. Use tax is the counterpart to sales tax and prevents avoiding tax by buying across state lines. The contractor must self-report and remit it.
- 22. C** — Where corrosive materials can injure the eyes or skin, OSHA requires suitable facilities for quick drenching or flushing, such as emergency eyewashes and showers. Immediate flushing limits chemical burn severity within the critical first seconds. The facilities must be readily accessible in the work area.
- 23. A** — In a stipulated-sum (lump-sum) contract, the contractor agrees to perform the defined scope for a fixed total price. The contractor carries the risk of cost overruns within that scope. This delivery method gives the owner price certainty up front.
- 24. D** — At the end of Month 3 the cumulative cost is about \$60,000, read directly from the plotted point on the line. Reading a value off a cumulative cost curve is routine for tracking spending against the schedule. The steady rise reflects consistent monthly expenditure.
- 25. C** — A local business license, or occupational tax certificate, authorizes a business to operate within that city or county and is separate from the state contractor license. The state license addresses competence to contract, while the local one addresses the privilege of doing business locally. A contractor commonly needs both.
- 26. A** — Before exposing an employee to fall hazards, the employer must provide training that teaches the worker to recognize and minimize those hazards. Trained workers can identify unprotected edges and use fall protection correctly. A waiver or experience requirement does not substitute for this training.
- 27. D** — Exit signs in most occupancies must be illuminated, either internally or externally, and visible along the path of egress. Reliable, visible signage guides occupants to exits, including in smoke or low light. Floor paint or a single entrance sign does not meet the requirement.
- 28. B** — About 3.0 cubic yards: $60 \text{ by } 4 \text{ by } 0.333 \text{ feet}$ equals roughly 80 cubic feet, divided by 27. Converting the 4-inch thickness to feet before computing volume is the key step. Accurate volume avoids ordering short on the pour.
- 29. A** — Wait — the keyed answer is C. Georgia allows corporate officers of a company to elect to exempt themselves from workers' compensation coverage while still covering their other employees. The exemption is limited in number and is a personal election by the officers. Employees remain covered regardless of the officers' choice.

30. A — The Form 300A annual summary must be posted from February 1 through April 30 of the year following the records' year. Posting it where employees can see it informs them of the prior year's injury and illness experience. The fixed window ensures consistent, timely disclosure.

31. D — On a contractor default, a performance-bond surety may complete the work itself, finance and support the original contractor, or tender a replacement contractor to finish. These options let the surety fulfill its guarantee to the owner. The surety is not free to simply walk away or seize the property.

32. B — Where an interior stairway serves an occupant load of fewer than 50, the IBC allows a reduced minimum width of 36 inches. Stairways serving 50 or more generally require at least 44 inches. Matching width to occupant load balances egress capacity with practical design.

33. C — The total is \$13,480: \$8,000 in materials plus 6% tax equals \$8,480, plus \$5,000 in labor. Tax applies only to the materials, then labor is added. Sequencing the calculation correctly produces an accurate job cost.

34. A — A Georgia building permit typically becomes void if work is not started within the allowed period or is abandoned for too long. Time limits prevent stale permits from authorizing work under outdated approvals. The owner must then obtain a new or renewed permit.

35. B — A crane's load chart gives the rated lifting capacity at various boom angles, lengths, and load radii. Capacity decreases as the load moves farther from the crane's center, so the chart is essential to planning safe lifts. Ignoring it risks overloading and tip-over.

36. D — About 25 studs: 32 feet equals 384 inches, divided by 16-inch spacing gives 24 spaces, plus one for the end. Layouts on center require adding a stud for the final end of the run. This count drives lumber ordering for the wall.

37. C — A perfected mechanic's lien attaches to the real property, meaning the land and the improvements that were built or improved. It does not reach the owner's bank accounts or future earnings. The property itself serves as security for the unpaid amount.

38. A — A portable circular saw with a blade larger than 2 inches must have a lower guard that automatically returns to cover the blade when the saw is lifted from the work. The self-returning guard shields the spinning blade between cuts. It is a core machine-guarding requirement that prevents severe lacerations.

39. B — An exterior footing must be placed below the local frost line to prevent frost heave, which occurs when freezing soil expands and lifts the foundation. The required depth therefore varies by climate. Footings above the frost line risk cracking and movement of the structure.

40. D — A 30% margin yields a \$100,000 price: cost is 70% of the selling price, so \$70,000 divided by 0.70. Margin is figured on the selling price, unlike markup, which is figured on cost. Confusing the two would set the price too low and erode profit.

- 41. C** — A Georgia contractor license is issued to a specific person or entity and is not transferable to another. It cannot be sold, rented, or lent to an unlicensed party. This keeps accountability with the qualified holder who earned the license.
- 42. A** — Earth-moving equipment with an obstructed rear view must have a reverse signal alarm audible above the surrounding noise. The alarm warns workers on foot that the machine is backing up, preventing struck-by and run-over incidents. Backing is one of the most dangerous equipment movements on a site.
- 43. D** — A construction change directive lets the owner order a change in the work before the parties have agreed on the price or time adjustment. It keeps the project moving while the cost is later negotiated or determined. A change order, by contrast, reflects a price and time already agreed by both parties.
- 44. B** — A higher R-value means greater resistance to the flow of heat through the material. More resistance means better insulating performance and lower energy loss. R-value is the standard measure used to specify and compare insulation.
- 45. C** — The estimate including contingency is \$262,500: \$250,000 multiplied by 1.05. A contingency is a percentage added to cover unforeseen costs. Building it into the estimate protects the budget against surprises.
- 46. A** — When an owner wrongfully withholds payment due under Georgia's prompt payment statute, the unpaid party may recover interest on the withheld amount at the statutory rate. The interest remedy discourages improper withholding and compensates for the delay. It does not transfer title or create criminal liability by itself.
- 47. D** — When pan-type metal stairs are used during construction before permanent treads are installed, the employer must fill the pans with temporary material such as wood to create a flat, even surface. Unfilled pans create trip and fall hazards on a frequently traveled path. Temporary fill makes the stairs safe for use until finished.
- 48. B** — A work breakdown structure is a hierarchical division of the project into progressively smaller, manageable work packages. It organizes scope so that schedule, cost, and responsibility can be assigned to each package. A clear WBS is the foundation for planning and control.
- 49. C** — The actual length is 8 feet: at 1/2 inch = 1 foot, each inch on the drawing equals 2 feet, so 4 inches equals 8 feet. Dividing the measured length by the scale factor converts drawing inches to real feet. Reading scale correctly prevents costly dimensional errors.
- 50. B** — Georgia's statewide minimum standard codes include the International Building Code along with other International Codes, adopted with state amendments. This gives the state a uniform, nationally based code framework. Local officials then enforce these adopted codes.