

PRACTICE EXAM 6: CCAT-7 MULTILEVEL SIMULATION (176 QUESTIONS)

VERBAL BATTERY

Recommended Time: 30 Minutes — 60 Questions

Do not turn back to a previous section or go ahead to the next section.

Section 1: Verbal Analogies (Questions 1–24)

Directions: In each question below, the first two words go together in a certain way. Choose the answer that goes with the third word in the same way.

1. rug : floor :: curtain : _____

- A. window
- B. cloth
- C. room
- D. rod
- E. hang

2. talon : hawk :: fang : _____

- A. bite
- B. sharp
- C. snake
- D. tooth
- E. danger

3. chapter : novel :: inning : _____

- A. pitch
- B. bat
- C. score
- D. player
- E. baseball game

4. shoelace : shoe :: button : _____

- A. hole
- B. shirt
- C. round
- D. sew
- E. plastic

5. sandpaper : smooth :: soap : _____

- A. bathroom
- B. bubbles
- C. water
- D. clean
- E. bar

6. rind : watermelon :: shell : _____

- A. egg
- B. crack
- C. hard
- D. beach
- E. white

7. rudder : steer :: brake : _____

- A. car
- B. pedal
- C. fast
- D. wheel
- E. stop

8. kennel : dog :: barn : _____

- A. red
- B. farm
- C. horse
- D. hay
- E. door

9. pupil : classroom :: patient : _____

- A. doctor
- B. hospital
- C. medicine
- D. sick
- E. waiting

10. summit : mountain :: shore : _____

- A. sand
- B. wave
- C. boat
- D. lake
- E. fish

11. bud : blossom :: larva : _____

- A. adult insect
- B. cocoon
- C. caterpillar
- D. tiny
- E. egg

12. telescope : stars :: stethoscope : _____

- A. doctor
- B. tube
- C. hospital
- D. metal
- E. heartbeat

13. drought : rain :: insomnia : _____

- A. bed
- B. tired
- C. sleep
- D. pillow
- E. night

14. pebble : boulder :: creek : _____

- A. water
- B. river
- C. fish
- D. bridge
- E. flow

15. spoke : wheel :: rung : _____

- A. ring
- B. step
- C. bell
- D. ladder
- E. hang

16. diary : personal :: encyclopedia : _____

- A. general
- B. book
- C. library
- D. thick
- E. alphabet

17. scales : justice :: dove : _____

- A. bird
- B. fly
- C. white
- D. feather
- E. peace

18. peninsula : land :: bay : _____

- A. beach
- B. water
- C. boat
- D. harbour
- E. coast

19. gills : fish :: lungs : _____

- A. air
- B. chest
- C. breathe
- D. human
- E. oxygen

20. palette : painter :: keyboard : _____

- A. keys
- B. type
- C. pianist
- D. computer
- E. music

21. cactus : desert :: kelp : _____

- A. ocean
- B. green
- C. plant
- D. fish
- E. slimy

22. dimmer : brightness :: thermostat : _____

- A. dial
- B. wall
- C. house
- D. heating
- E. temperature

23. detective : clues :: archaeologist : _____

- A. history
- B. artifacts
- C. dirt
- D. bones
- E. museum

24. chorus : song :: intermission : _____

- A. break
- B. audience
- C. stage
- D. play
- E. ticket

Section 2: Sentence Completion (Questions 25–44)

Directions: In each question below, choose the word that best completes the sentence.

25. The rare butterfly species can only be found in one small region of the rainforest, making it extremely ___ and difficult for researchers to study.

- A. common
- B. large
- C. dangerous
- D. loud
- E. elusive

26. The sculptor carefully ___ the block of marble over many weeks, slowly revealing the figure of a horse hidden within the stone.

- A. painted

- B. buried
- C. carved
- D. melted
- E. photographed

27. The hikers decided to turn back because the trail had become too ____ after the landslide blocked the main path with fallen rocks.

- A. wide
- B. treacherous
- C. smooth
- D. boring
- E. bright

28. The factory's new air filters dramatically ____ the amount of pollution released into the atmosphere each year.

- A. doubled
- B. ignored
- C. measured
- D. reduced
- E. increased

29. The young pianist's performance was so ____ that several members of the audience were moved to tears by the final note.

- A. moving
- B. dull
- C. brief
- D. loud
- E. confusing

30. Unlike the parched desert to the east, the western valley was ___ with streams, ponds, and lush green vegetation everywhere.

- A. dry
- B. flat
- C. dusty
- D. empty
- E. abundant

31. The detective noticed that the witness's two statements ___ each other, since the times and locations she described could not both be true.

- A. supported
- B. contradicted
- C. copied
- D. repeated
- E. confirmed

32. The thick fog ___ visibility on the highway to nearly zero, forcing all drivers to slow down and turn on their headlights.

- A. improved
- B. ignored
- C. increased
- D. eliminated
- E. brightened

33. The new vaccine was ___ by health officials after extensive testing showed it was both safe and highly effective against the virus.

- A. rejected
- B. hidden
- C. approved
- D. banned

E. delayed

34. The ancient scroll was incredibly ____, so the museum curator wore special gloves and handled it with extreme care.

A. fragile

B. heavy

C. colourful

D. modern

E. cheap

35. After the earthquake, many buildings in the city centre were declared ____ and residents were prohibited from entering them.

A. safe

B. beautiful

C. modern

D. open

E. unsafe

36. The magnet's pull was strong enough to ____ small metal objects from across the table without any physical contact.

A. melt

B. attract

C. paint

D. freeze

E. break

37. The river had been ____ for decades by industrial waste, making the water undrinkable and killing most of the fish.

A. cleaned

B. widened

- C. frozen
- D. contaminated
- E. measured

38. The chess grandmaster was known for her ability to ___ her opponent's strategy several moves ahead of time.

- A. forget
- B. copy
- C. anticipate
- D. delay
- E. avoid

39. The towering redwood trees were so ___ that the hikers had to crane their necks straight up to see where the branches began.

- A. immense
- B. thin
- C. colourful
- D. young
- E. ordinary

40. The diplomat worked tirelessly to ___ a peace agreement between the two warring nations before the conflict escalated further.

- A. delay
- B. prevent
- C. ignore
- D. worsen
- E. negotiate

41. The student's argument in the debate was ___ and well-supported, making it difficult for the opposing team to find any weaknesses.

- A. weak
- B. compelling
- C. confusing
- D. brief
- E. quiet

42. The polar bear's thick layer of blubber ____ it from the extreme cold of the Arctic winter, keeping its body temperature stable.

- A. exposes
- B. attracts
- C. harms
- D. insulates
- E. removes

43. The archaeologist's discovery of a perfectly preserved ancient city was completely ____, as she had been searching for something entirely different.

- A. planned
- B. expected
- C. serendipitous
- D. ordinary
- E. obvious

44. The captain made the difficult decision to ____ the sinking ship, ordering all passengers and crew to board the lifeboats immediately.

- A. abandon
- B. repair
- C. paint
- D. photograph
- E. celebrate

Section 3: Verbal Classification (Questions 45–60)

Directions: The three words in each question below go together in some way. Choose the answer that belongs with them.

45. cello, harp, bass

- A. bow
- B. music
- C. orchestra
- D. viola
- E. string

46. emerald, ruby, sapphire

- A. ring
- B. diamond
- C. jeweller
- D. sparkle
- E. expensive

47. rectangle, parallelogram, trapezoid

- A. circle
- B. triangle
- C. angle
- D. line
- E. rhombus

48. Ottawa, Washington D.C., Canberra

- A. Berlin
- B. country

- C. government
- D. embassy
- E. president

49. Pacific, Atlantic, Indian

- A. water
- B. whale
- C. Southern
- D. continent
- E. deep

50. cedar, spruce, fir

- A. forest
- B. leaf
- C. wood
- D. hemlock
- E. tall

51. governor, premier, mayor

- A. city
- B. elected leader
- C. politics
- D. election
- E. office

52. haiku, sonnet, ballad

- A. rhyme
- B. writing

C. author

D. literature

E. poem form

53. granite, basalt, obsidian

A. igneous rock

B. hard

C. grey

D. building

E. mineral

54. evaporation, condensation, sublimation

A. water

B. heat

C. phase change

D. gas

E. science

55. radius, diameter, circumference

A. math

B. number

C. ruler

D. circle measurement

E. round

56. ankle, elbow, knee

A. bone

B. joint

- C. leg
- D. bend
- E. body

57. Sahara, Gobi, Kalahari

- A. sand
- B. hot
- C. Africa
- D. camel
- E. desert

58. metamorphosis, hibernation, migration

- A. animal behaviour
- B. science
- C. insect
- D. winter
- E. movement

59. fraction, decimal, percentage

- A. number
- B. math
- C. way to express parts of a whole
- D. calculator
- E. divide

60. isthmus, archipelago, peninsula

- A. water
- B. map

- C. travel
- D. geographic landform
- E. ocean

QUANTITATIVE BATTERY

Recommended Time: 30 Minutes — 54 Questions

Do not turn back to the Verbal Battery or go ahead to the Nonverbal Battery.

Section 4: Number Analogies (Questions 61–78)

Directions: In each question below, the numbers in the first two pairs follow the same rule. Find the number that completes the third pair using the same rule.

61. $[7 \rightarrow 28] [9 \rightarrow 36] [6 \rightarrow ?]$

- A. 12
- B. 24
- C. 18
- D. 30
- E. 36

62. $[32 \rightarrow 16] [20 \rightarrow 10] [14 \rightarrow ?]$

- A. 28
- B. 4
- C. 9
- D. 7
- E. 12

63. $[4 \rightarrow 9] [6 \rightarrow 13] [9 \rightarrow ?]$

- A. 19

- B. 18
- C. 27
- D. 15
- E. 21

64. $[5 \rightarrow 25] [8 \rightarrow 64] [3 \rightarrow ?]$

- A. 6
- B. 12
- C. 15
- D. 18
- E. 9

65. $[16 \rightarrow 11] [25 \rightarrow 20] [19 \rightarrow ?]$

- A. 24
- B. 9
- C. 14
- D. 15
- E. 12

66. $[3 \rightarrow 18] [7 \rightarrow 42] [5 \rightarrow ?]$

- A. 25
- B. 30
- C. 10
- D. 15
- E. 35

67. $[2 \rightarrow 9] [4 \rightarrow 17] [6 \rightarrow ?]$

- A. 12

- B. 18
- C. 24
- D. 25
- E. 30

68. $[49 \rightarrow 7] [100 \rightarrow 10] [36 \rightarrow ?]$

- A. 6
- B. 9
- C. 12
- D. 18
- E. 4

69. $[6 \rightarrow 11] [9 \rightarrow 17] [12 \rightarrow ?]$

- A. 18
- B. 20
- C. 22
- D. 24
- E. 23

70. $[7 \rightarrow 8] [13 \rightarrow 14] [50 \rightarrow ?]$

- A. 49
- B. 52
- C. 51
- D. 100
- E. 55

71. $[4 \rightarrow 24] [6 \rightarrow 36] [9 \rightarrow ?]$

- A. 18

- B. 54
- C. 45
- D. 27
- E. 63

72. $[2 \rightarrow 9] [5 \rightarrow 18] [7 \rightarrow ?]$

- A. 14
- B. 21
- C. 28
- D. 24
- E. 20

73. $[80 \rightarrow 20] [48 \rightarrow 12] [100 \rightarrow ?]$

- A. 25
- B. 50
- C. 10
- D. 20
- E. 75

74. $[6 \rightarrow 36] [10 \rightarrow 100] [8 \rightarrow ?]$

- A. 16
- B. 24
- C. 32
- D. 48
- E. 64

75. $[15 \rightarrow 10] [23 \rightarrow 18] [31 \rightarrow ?]$

- A. 21

- B. 36
- C. 26
- D. 25
- E. 16

76. $[1 \rightarrow 7] [3 \rightarrow 19] [2 \rightarrow ?]$

- A. 14
- B. 13
- C. 8
- D. 12
- E. 9

77. $[60 \rightarrow 12] [45 \rightarrow 9] [25 \rightarrow ?]$

- A. 10
- B. 15
- C. 20
- D. 5
- E. 50

78. $[9 \rightarrow 20] [4 \rightarrow 10] [7 \rightarrow ?]$

- A. 14
- B. 21
- C. 15
- D. 17
- E. 16

Section 5: Number Series (Questions 79–96)

Directions: In each question below, a sequence of numbers follows a pattern. Find the number that comes next or fills the missing position.

79. 8, 16, 24, 32, ?

A. 40

B. 36

C. 38

D. 42

E. 48

80. 2, 8, 32, 128, ?

A. 256

B. 384

C. 512

D. 160

E. 640

81. 88, 77, 66, 55, ?

A. 50

B. 48

C. 40

D. 33

E. 44

82. 1, 2, 4, 8, 16, ?

A. 20

B. 32

C. 24

D. 28

E. 48

83. 5, 15, 45, 135, ?

A. 270

B. 180

C. 150

D. 405

E. 540

84. 9, 18, 27, 36, ?

A. 45

B. 40

C. 42

D. 54

E. 48

85. 1, 4, 9, 16, 25, 36, ?

A. 42

B. 44

C. 49

D. 48

E. 45

86. 625, 125, 25, 5, ?

A. 0

B. 2

C. 4

D. 3

E. 1

87. 3, 5, 9, 15, 23, ?

A. 29

B. 33

C. 30

D. 35

E. 31

88. 1, 1, 2, 3, 5, 8, 13, 21, ?

A. 26

B. 29

C. 32

D. 34

E. 42

89. 63, 56, 49, 42, ?

A. 35

B. 28

C. 30

D. 38

E. 36

90. 2, 6, 12, 20, 30, ?

A. 36

B. 38

C. 42

D. 40

E. 44

91. 13, 26, 39, 52, ?

A. 60

B. 56

C. 58

D. 62

E. 65

92. 3, 9, 27, 81, ?

A. 162

B. 243

C. 108

D. 90

E. 324

93. 96, 48, 24, 12, ?

A. 4

B. 8

C. 10

D. 6

E. 3

94. 2, 3, 5, 8, 13, ?

A. 21

B. 18

C. 19

D. 20

E. 17

95. 7, 21, 63, 189, ?

A. 378

B. 252

C. 567

D. 210

E. 756

96. 1, 3, 7, 15, 31, ?

A. 47

B. 62

C. 45

D. 48

E. 63

Section 6: Number Puzzles (Questions 97–114)

Directions: In each question below, find the number that makes the equation true.

97. $14 + ? = 31$

A. 45

B. 16

C. 18

D. 17

E. 27

98. $? \times 11 = 88$

- A. 8
- B. 77
- C. 9
- D. 11
- E. 7

99. $47 - ? = 29$

- A. 76
- B. 17
- C. 18
- D. 28
- E. 19

100. $96 \div ? = 8$

- A. 8
- B. 88
- C. 11
- D. 9
- E. 12

101. $? + 38 = 55$

- A. 93
- B. 17
- C. 23
- D. 27
- E. 13

102. $7 \times ? = 91$

- A. 84
- B. 12
- C. 7
- D. 13
- E. 14

103. $8 \times ? - 6 = 42$

- A. 6
- B. 7
- C. 48
- D. 36
- E. 5

104. $? - 35 = 47$

- A. 12
- B. 72
- C. 82
- D. 92
- E. 62

105. $11 \times 5 = ? + 20$

- A. 55
- B. 75
- C. 25
- D. 45
- E. 35

106. $\blacktriangle + \blacktriangle + \blacktriangle + \blacktriangle = 48$. What is \blacktriangle ?

- A. 4
- B. 12
- C. 24
- D. 16
- E. 8

107. $144 \div ? = 12$

- A. 132
- B. 11
- C. 144
- D. 12
- E. 14

108. $6 \times ? + 5 = 47$

- A. 6
- B. 8
- C. 7
- D. 42
- E. 52

109. $? + ? + 11 = 33$. What is ?

- A. 11
- B. 22
- C. 33
- D. 16
- E. 44

110. $90 \div 9 = ? - 6$

- A. 4
- B. 10
- C. 12
- D. 14
- E. 16

111. $\star + \star = 26$. $\star + 8 = ?$

- A. 34
- B. 21
- C. 26
- D. 13
- E. 39

112. $32 + ? = 11 \times 5$

- A. 55
- B. 23
- C. 78
- D. 23
- E. 43

113. $(? + 8) \times 6 = 54$

- A. 46
- B. 9
- C. 1
- D. 62
- E. 3

114. $120 \div 10 = ? + 6$

- A. 6
- B. 12
- C. 18
- D. 4
- E. 14

NONVERBAL BATTERY

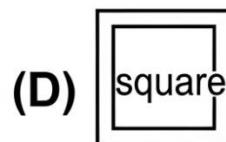
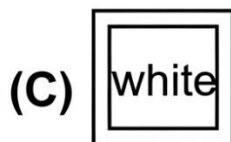

Recommended Time: 30 Minutes — 62 Questions

Do not turn back to the Quantitative Battery.

Section 7: Figure Matrices (Questions 115–136)


Directions: In each question below, the shapes in the boxes follow a rule. Find the shape that completes the pattern in the empty box.

115. Look at the shapes in the grid below. Which answer choice completes the grid?



- A. a white circle
- B. a striped square
- C. a black circle
- D. a white square
- E. a striped circle

116. Look at the shapes in the grid below. Which answer choice completes the grid?



- (A) (B) large black pentagon
- (C.) black-filled pentagon
- (D) (D) large white pentagon
- (E) triangle

- A. large black pentagon
- B. small white pentagon
- C. a small black-filled pentagon
- D. large white pentagon
- E. small black triangle

117. Look at the shapes in the grid below. Which answer choice completes the grid?


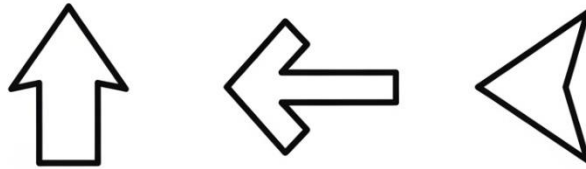


Figure PQ-3

- (A) Figure PQ-3
- (B) Diamond
- (C) Diamond with one dot
- (D) Hexagon with two dots
- (E) Hexagon with no dots

- A. a hexagon with three dots in a row
- B. a diamond with three dots
- C. a hexagon with one dot
- D. a hexagon with two dots
- E. a hexagon with no dots

118. Look at the shapes in the grid below. Which answer choice completes the grid?




ANSWER CHOICES

- (A)
- (B)
- (C)
- (D)
- (E)

- A. upward triangle
- B. right-pointing arrow
- C. left-pointing triangle
- D. a downward-pointing triangle
- E. right-pointing triangle

119. Look at the shapes in the grid below. Which answer choice completes the grid?



- A. white hexagon
- B. a black-filled hexagon
- C. dotted hexagon
- D. striped hexagon
- E. dotted circle

120. Look at the shapes in the grid below. Which answer choice completes the grid?




Figure PQ-6

- (A) Triangle with shope
- (B) Answerd inside
- (C) Diamond insigle
- (D) Diamon@d inside
- (E) A no shape inside

- A. diamond with circle inside
- B. triangle with no shape
- C. diamond with triangle inside
- D. diamond with square inside
- E. a diamond with no shape inside

121. Look at the shapes in the grid below. Which answer choice completes the grid?



- (A) two concentric diamonds
- (B) three concentric circles
- (B) three concentric diamonds
- (C) three conistric diamonds
- (D) one diamond
- (E) two concentric circles

- A. two concentric diamonds

- B. three concentric circles
- C. three concentric diamonds
- D. one diamond
- E. two concentric circles

122. Look at the shapes in the grid below. Which answer choice completes the grid?

Figure PQ-8

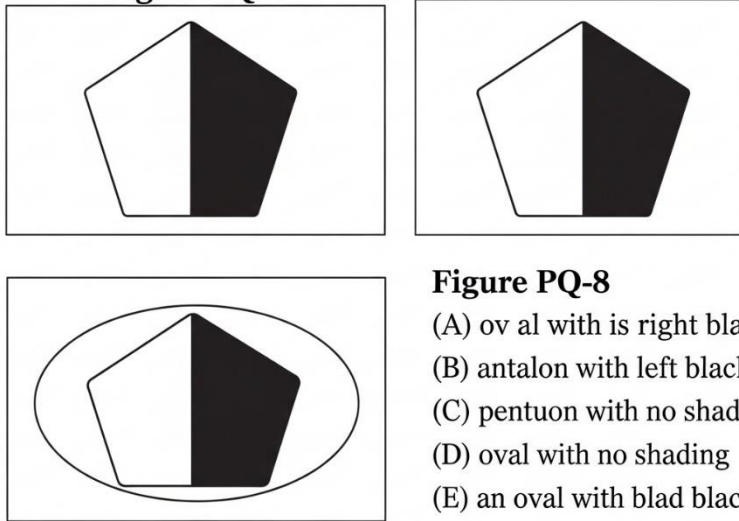
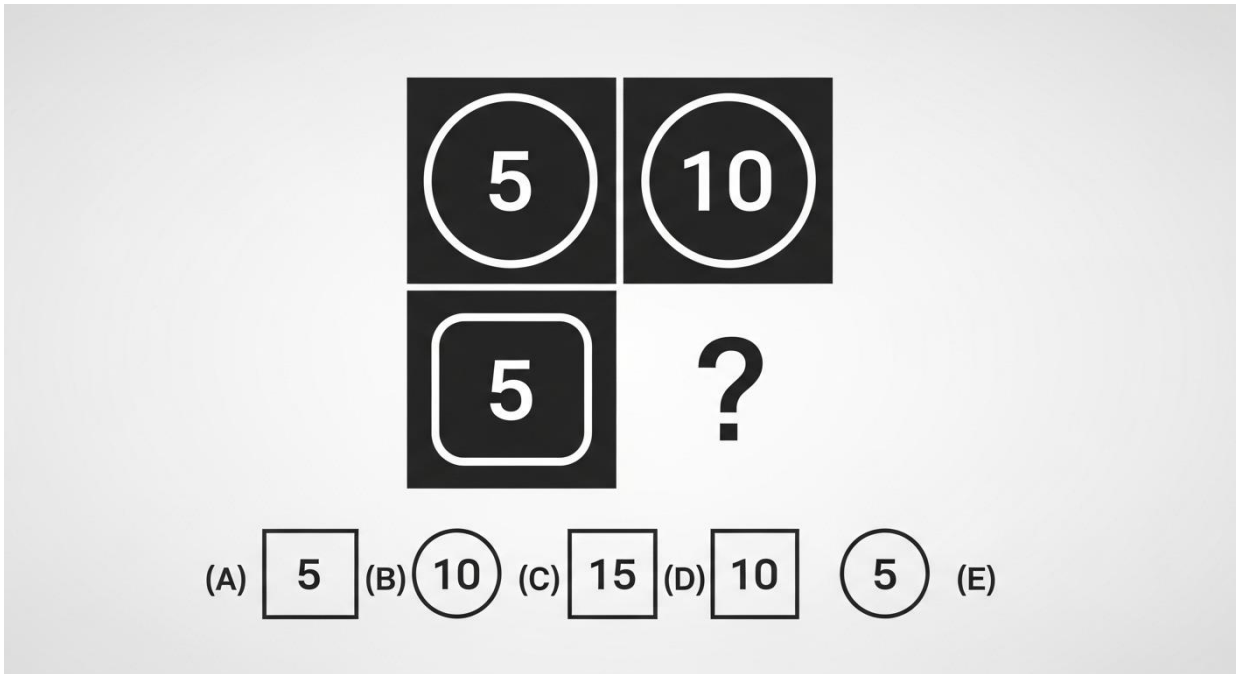


Figure PQ-8

- (A) oval with its right half black
- (B) pentagon with left half black
- (C) pentagon with no shading
- (D) oval with no shading
- (E) an oval with left half black


- A. an oval with its right half shaded black
- B. oval with left half black
- C. pentagon with right half black
- D. oval with no shading
- E. oval with top half black

123. Look at the shapes in the grid below. Which answer choice completes the grid?



- A. square with "5"
- B. circle with "10"
- C. square with "15"
- D. a square containing "10"
- E. circle with "5"

124. Look at the shapes in the grid below. Which answer choice completes the grid?



(A) Stare (B) bure Whitere (C) crese (D) St are Option (E



- A. black star
- B. a white-outlined star
- C. white crescent
- D. striped star
- E. black circle

125. Look at the shapes in the grid below. Which answer choice completes the grid?

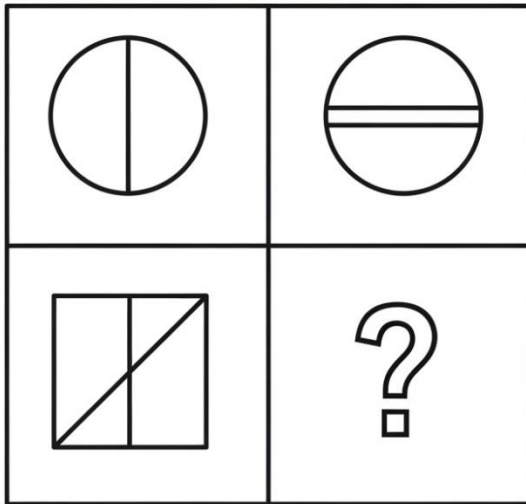


Figure PQ-11

- (A) I3
- (B) Côtuaire drel.
- (D) Square with no line
- (E) Square with its centre

- A. square with vertical line
- B. circle with horizontal line
- C. square with diagonal line
- D. square with no line
- E. a square with a horizontal line through centre

126. Look at the shapes in the grid below. Which answer choice completes the grid?

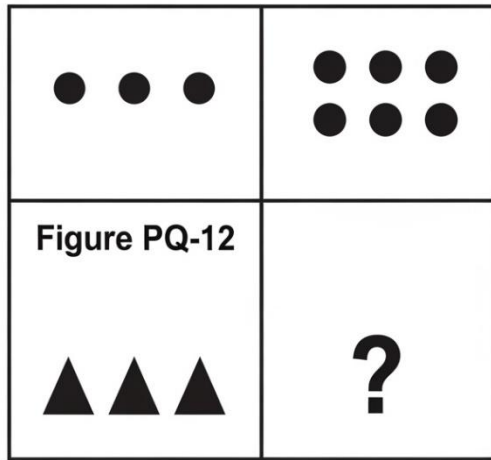



Figure PQ-12

- (A) 6 black circles
- (C) 6 small black triangles in two rows of three
- (D) 9 black triangles
- (E) black circles

- A. three triangles
- B. six circles
- C. six small black triangles in two rows of three
- D. nine triangles
- E. three circles

127. Look at the shapes in the grid below. Which answer choice completes the grid?



- A. a medium white-outlined lightning bolt
- B. large white lightning bolt
- C. medium white star
- D. small black lightning bolt
- E. medium black lightning bolt

128. Look at the shapes in the grid below. Which answer choice completes the grid?

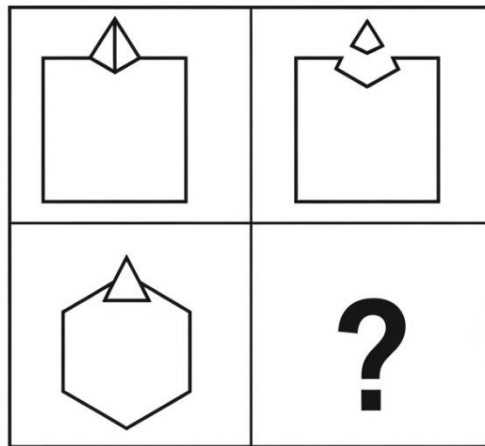





Figure PQ-14




Answers:

- (A)
- (B) square with shape
- (C) a quanon Oile sop
- (D) a hekanon wito shape
- (E) hexanon with square top

- A. hexagon with triangle
- B. square with no shape
- C. hexagon with circle
- D. a hexagon with no shape on top
- E. hexagon with square


129. Look at the shapes in the grid below. Which answer choice completes the grid?

	
	?

<p>(A) </p> <p>(B) </p> <p>(D) </p>	<p>regular pentagon</p> <p>whitlar regular heptagon</p> <p>equilateral triangle</p>	<p>(B)</p> <p>(C)</p>	<p>white oriuned regular hexagon</p>
--	---	-----------------------	--------------------------------------

- A. pentagon
- B. a heptagon (7 sides)
- C. octagon
- D. triangle
- E. hexagon

130. Look at the shapes in the grid below. Which answer choice completes the grid?

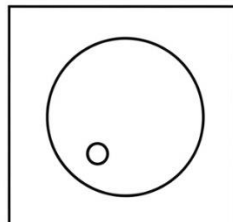
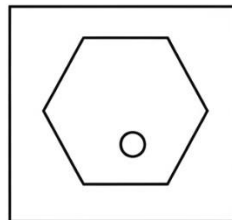
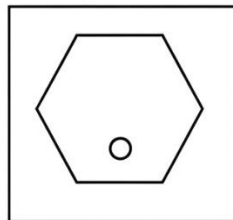


(A) a black crescent (B) white rectangle (C) white outlined crescent shape

- A. black crescent
- B. white rectangle
- C. striped crescent
- D. black rectangle
- E. a white-outlined crescent

131. Look at the shapes in the grid below. Which answer choice completes the grid?

Figure PQ-17



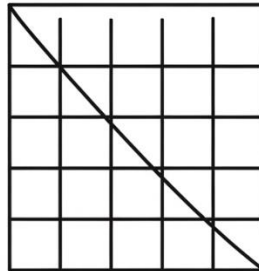
- (A) circle in loor
- (B) hekayon in lower
- (C) circle with Centreo
- (D) circle with no dot
- (E) circle with in upper

?

- A. a circle with a dot in the lower-right area

- B. hexagon with dot lower-right
- C. circle with dot in centre
- D. circle with no dot
- E. circle with dot upper-right


132. Look at the shapes in the grid below. Which answer choice completes the grid?



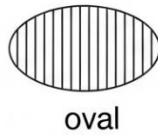
- (A) (B) (C) (C) (D) (E)

- A. hexagon with square
- B. circle with triangle
- C. a hexagon containing a triangle
- D. hexagon with circle
- E. hexagon with no shape


133. Look at the shapes in the grid below. Which answer choice completes the grid?



- (A) striped oval
- (C) striped triangle



- (D) white stripes
- (E) cotted oval



- A. striped oval
- B. black oval
- C. striped triangle
- D. a white-outlined oval
- E. dotted oval

134. Look at the shapes in the grid below. Which answer choice completes the grid?


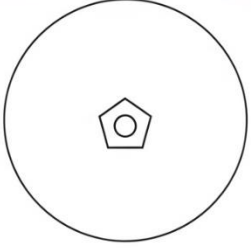
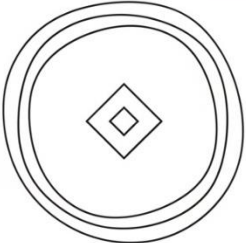
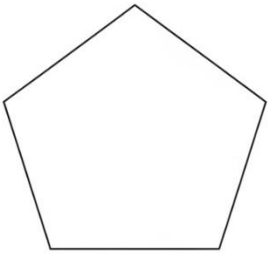


Figure PQ-20

- (A) +
- (B) +
- (C) X
- (D) X
- (D) €
- (E)

- A. black oval with "+"
- B. a black oval with white "x" inside
- C. white oval with black "x"
- D. black hexagon with "x"
- E. black oval with no symbol

135. Look at the shapes in the grid below. Which answer choice completes the grid?

		<p>Figure PQ-21</p>
	<p>BNSTOM</p> <ul style="list-style-type: none"> (A) Cic21 (B) circle with ab innide (D) pentajon with no white innide (E) a pentagon with black black insde at centre ? 	

- A. pentagon with black circle
- B. circle with black diamond
- C. pentagon with no shape
- D. pentagon with white diamond
- E. a pentagon with a small black diamond inside

136. Look at the shapes in the grid below. Which answer choice completes the grid?




Figure PQ-22

- (A) stane
- (B) BB
star inside
- (C) star with three dots
- (D) star with no doss
- (E) a star with no dos.

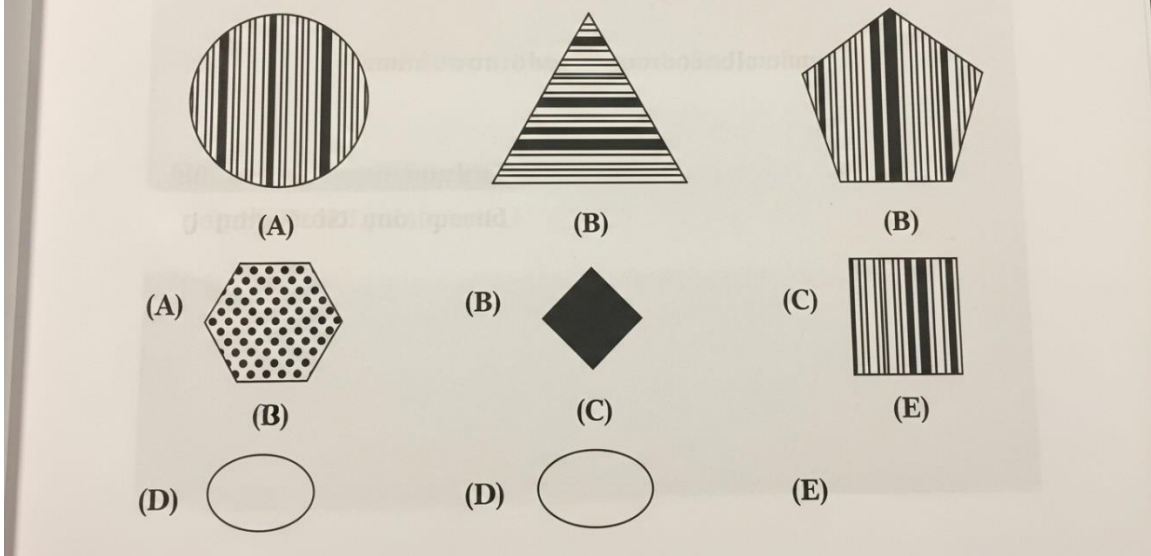
- A. a star with four dots inside
- B. heart with four dots
- C. star with two dots
- D. star with three dots
- E. star with no dots

Section 8: Figure Classification (Questions 137–158)

Directions: In each question below, the three shapes at the top go together in some way. Choose the answer choice that goes with them.

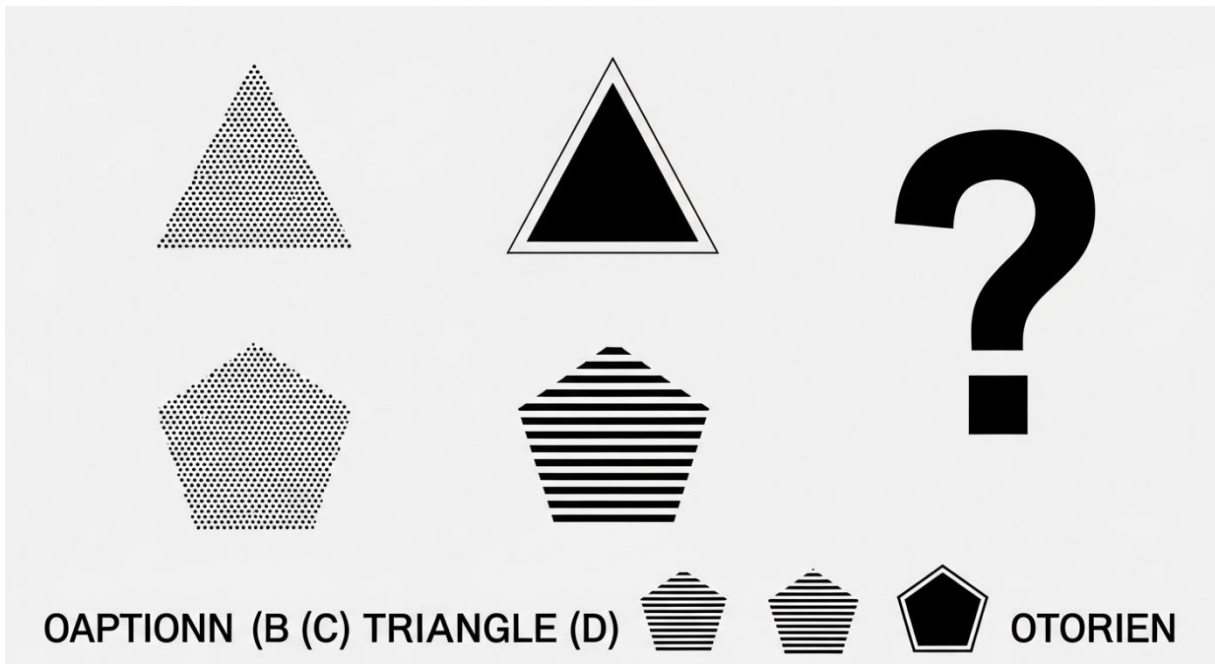
137. The three shapes are: a striped circle, a striped triangle, a striped pentagon — all filled with horizontal stripes.

Figure PQ-23



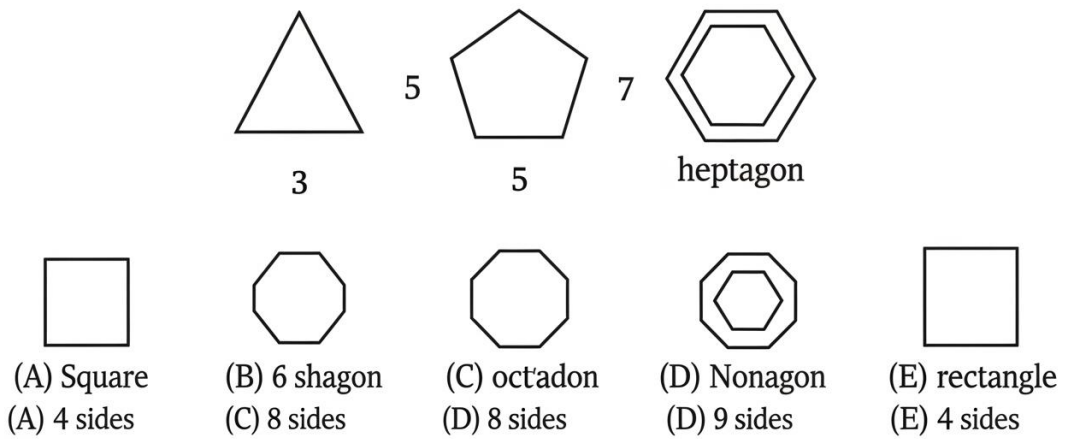
- A. dotted hexagon
- B. black diamond
- C. a striped square
- D. white oval
- E. striped circle

138. The three shapes are: a large black-filled circle, a large black-filled diamond, a large black-filled hexagon — all large and black-filled.



- A. small black triangle
- B. large white pentagon
- C. large striped oval
- D. small white square
- E. a large black-filled triangle

139. The three shapes are: a white-outlined circle with a diagonal line from upper-left to lower-right, a white-outlined square with the same diagonal, a white-outlined hexagon with the same diagonal.



Question, identify the the next shape in sequence?





- A. triangle with horizontal line
- B. pentagon with vertical line
- C. diamond with no line
- D. a triangle with diagonal upper-left to lower-right
- E. oval with wrong diagonal

140. The three shapes are: a small dotted triangle, a small dotted circle, a small dotted pentagon — all small and dotted.



PQ-26

Which shape logically follows the pattern?

- (A) A small dotted diamond (B) small dotted square
- (B) A large dotted hexagon (C)  small black square
- (C) small white oval (D) 
- (E)  (E)  small striped triangle

- A. a small dotted diamond
- B. large dotted hexagon
- C. small black square
- D. small white oval
- E. small striped triangle

141. The three shapes are: a white-outlined circle containing a small white-outlined triangle inside, a white-outlined square containing a small white-outlined triangle inside, a white-outlined pentagon containing a small white-outlined triangle inside.

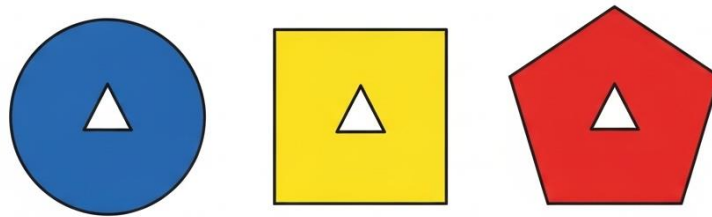
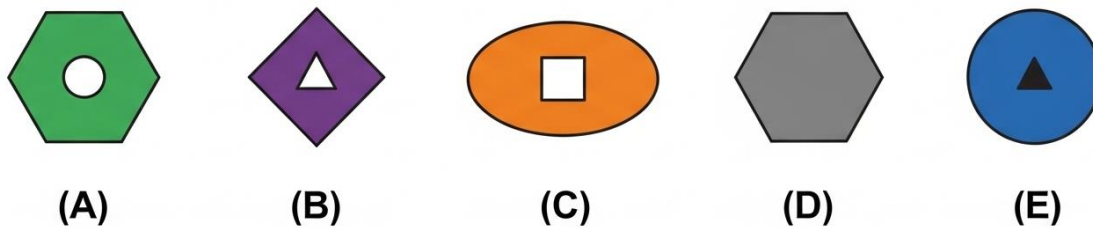
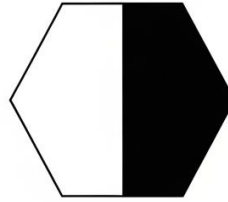
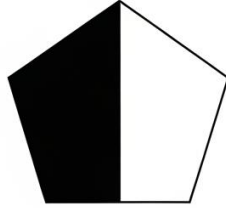
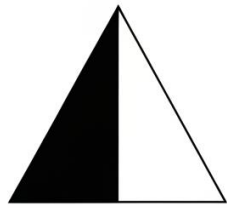


Figure PQ-27

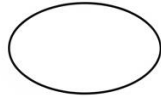


- A. hexagon with white circle
- B. a diamond with small white triangle inside
- C. oval with white square
- D. hexagon with nothing
- E. circle with black triangle

142. The three shapes are: a triangle divided vertically — left half black, right half white; a pentagon divided vertically — left black, right white; a hexagon divided vertically — left black, right white.




(A)



(B)



(C)



(D)

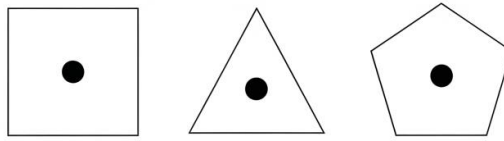


(E)

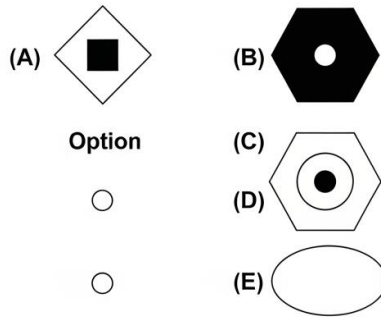
- A. fully black diamond
- B. square — horizontal split
- C. circle — reversed halves
- D. fully white oval
- E. a square — left black, right white

143. The three shapes are: a large white-outlined square containing a small black-filled circle, a large white-outlined triangle containing a small black-filled circle, a large white-outlined pentagon containing a small black-filled circle.

Figure PQ-29

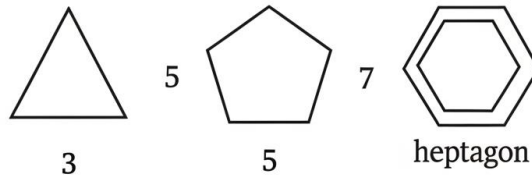


Answers



- A. diamond with black square
- B. black hexagon with white circle
- C. a large white hexagon with small black circle inside
- D. small white circle with black dot
- E. large white oval with nothing

144. The three shapes are: a white-outlined triangle (3 sides), a white-outlined pentagon (5 sides), a white-outlined heptagon (7 sides) — all odd-sided.



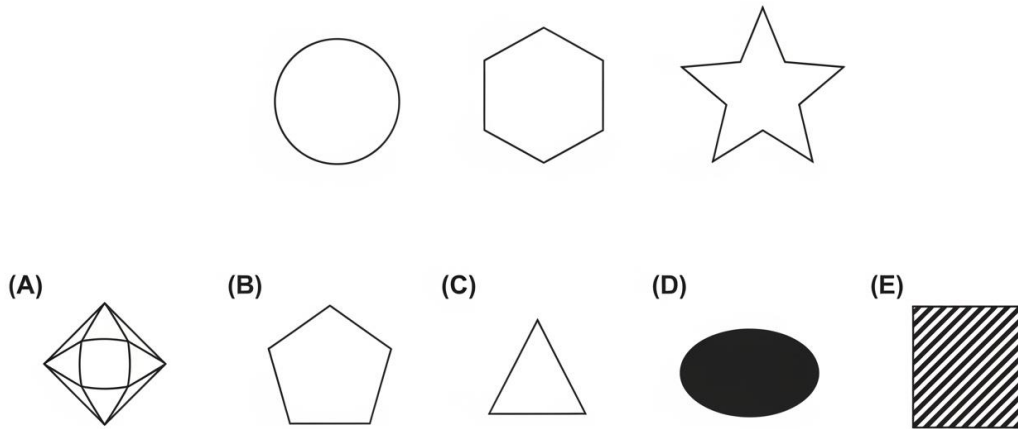
- (A) Square
- (B) 6 shagon
- (C) octadon
- (D) Nonagon
- (E) rectangle
- (A) 4 sides
- (C) 8 sides
- (D) 8 sides
- (D) 9 sides
- (E) 4 sides

Question, identify the the next shape in sequence?

- A. square
- B. hexagon
- C. octagon
- D. a nonagon (9 sides)
- E. rectangle

145. The three shapes are: a medium white-outlined circle, a medium white-outlined hexagon, a medium white-outlined star — all medium and white-outlined.


PQ-31




- A. a medium white diamond
- B. large white pentagon
- C. small white triangle
- D. medium black oval
- E. medium striped square

146. The three shapes are: a white-outlined circle with three dots inside, a white-outlined square with three dots inside, a white-outlined hexagon with three dots inside.

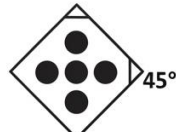
Question Figure PQ-32



(A)



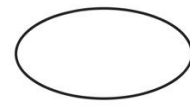
(B)



(C)



(D)

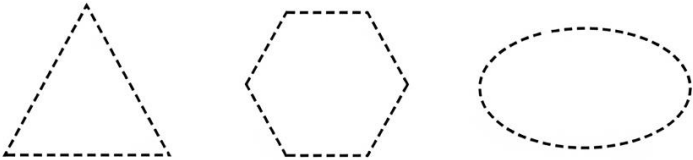


(E)

- A. triangle with two dots
- B. a pentagon with three dots inside
- C. diamond with four dots
- D. black oval with three dots
- E. oval with no dots

147. The three shapes are: a dashed-line triangle, a dashed-line hexagon, a dashed-line oval.

Figure PQ-33



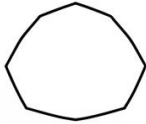
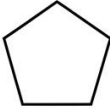
Five answers:

(A) solid pentagon

(B) dotted circle

(D) dashed circle

(E) a dashed-line square



- A. solid pentagon
- B. dotted circle
- C. solid triangle
- D. dashed circle
- E. a dashed-line square

148. The three shapes are: a large black-filled triangle with a small white square cut out of the centre, a large black-filled circle with a small white square cut out, a large black-filled pentagon with a small white square cut out.

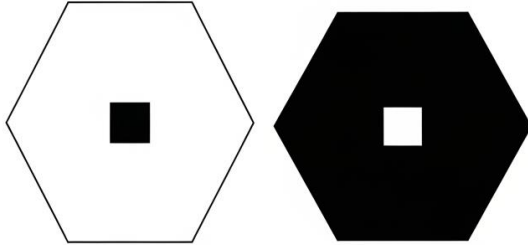

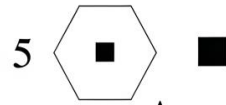



Figure PQ-34



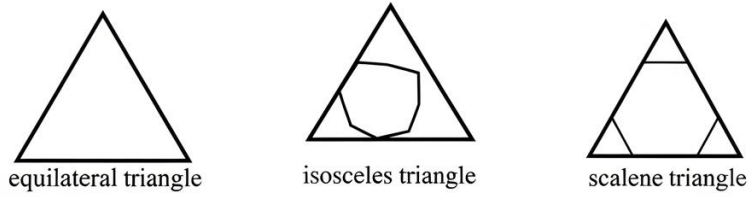
Answers

- (A) large black circle
- (C) Large black no hole
- (D) Dage blackstond
- 
- (E) Large black cut out

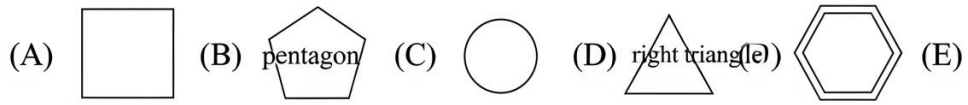
- A. white hexagon with black square
- B. black circle with no hole
- C. a large black hexagon with a white square cut out
- D. small black diamond with white square
- E. black oval with white triangle

149. The three shapes are: a white-outlined equilateral triangle, a white-outlined isosceles triangle, a white-outlined scalene triangle — all types of triangles.

Figure PQ-35:




Which shape is next in the series?



- A. square
- B. pentagon
- C. circle
- D. a right triangle
- E. hexagon

150. The three shapes are: a small black-filled star, a small black-filled heart, a small black-filled lightning bolt — all small and black-filled.

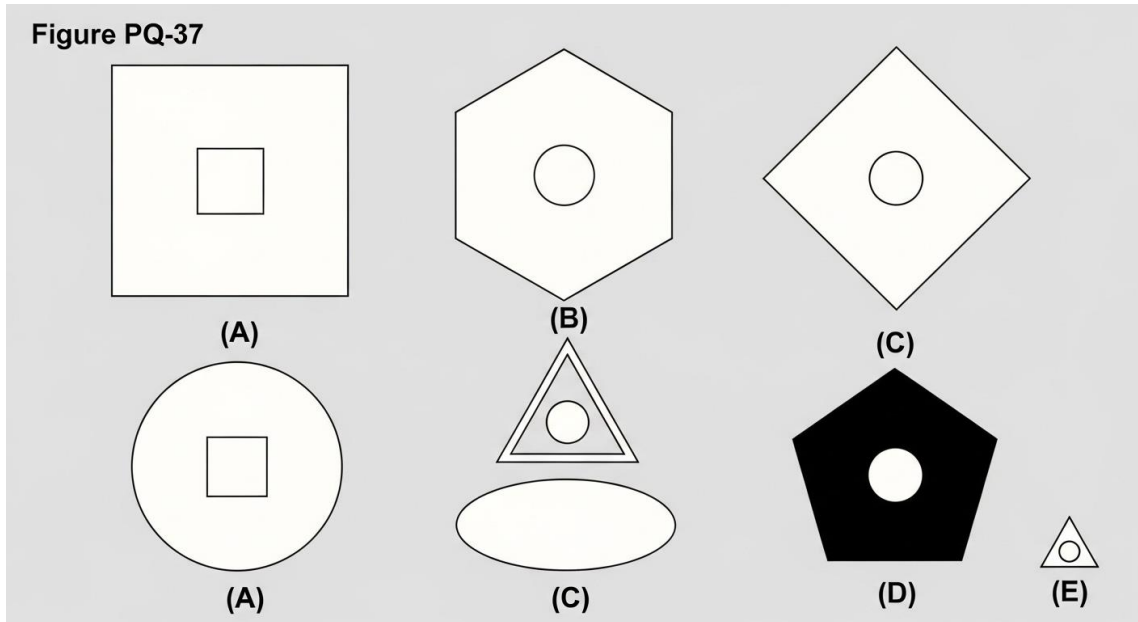
Figure PQ-36



- A. a small black crescent
- B. large black star
- C. small white heart
- D. small striped lightning bolt
- E. medium black crescent

151. The three shapes are: a large white-outlined square containing a small white-outlined circle, a large white-outlined hexagon containing a small white-outlined circle, a large white-outlined diamond containing a small white-outlined circle.

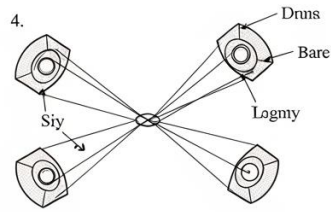
Figure PQ-37



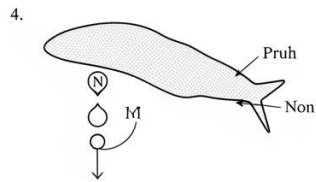
- A. circle with white square
- B. a large white triangle with small white circle inside
- C. white oval with nothing
- D. black pentagon with white circle
- E. small triangle with circle

152. The three shapes are: a white-outlined triangle with a vertical line through its centre, a white-outlined circle with a vertical line through its centre, a white-outlined pentagon with a vertical line through its centre.

(B)

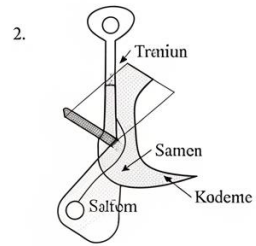


Hosn

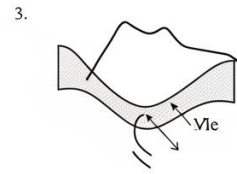


Nognt

B)



Chan


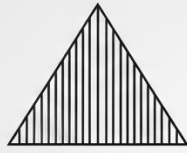


Hogns

- A. hexagon with horizontal line
- B. diamond with diagonal line
- C. oval with no line
- D. square with vertical line
- E. a hexagon with vertical line through centre

153. The three shapes are: a medium striped triangle, a medium striped circle, a medium striped diamond — all medium and striped.

Figure PQ-39



(A) Large square

(B) small striped pentagon

(C) Medium striped hekeon

(D) Medium black oval

(E) Option



A. large striped square

B. small striped pentagon

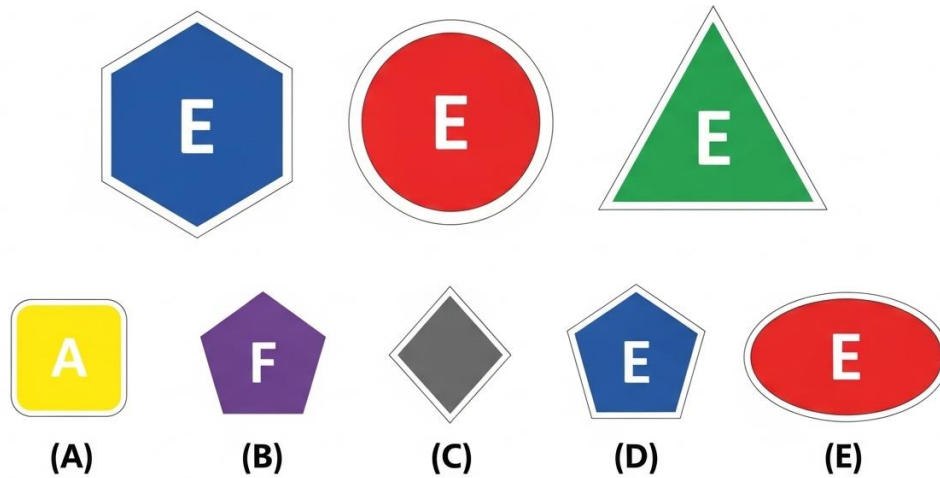
C. a medium striped hexagon

D. medium black oval

E. medium white star

154. The three shapes are: a white-outlined hexagon containing the letter "E", a white-outlined circle containing the letter "E", a white-outlined triangle containing the letter "E."

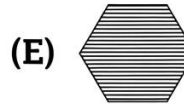
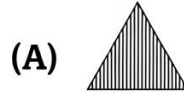

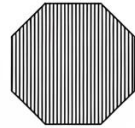
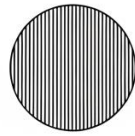
Figure PQ-40



- A. square with "A"
- B. pentagon with "F"
- C. diamond with no letter
- D. a pentagon with "E" inside
- E. oval with "E"

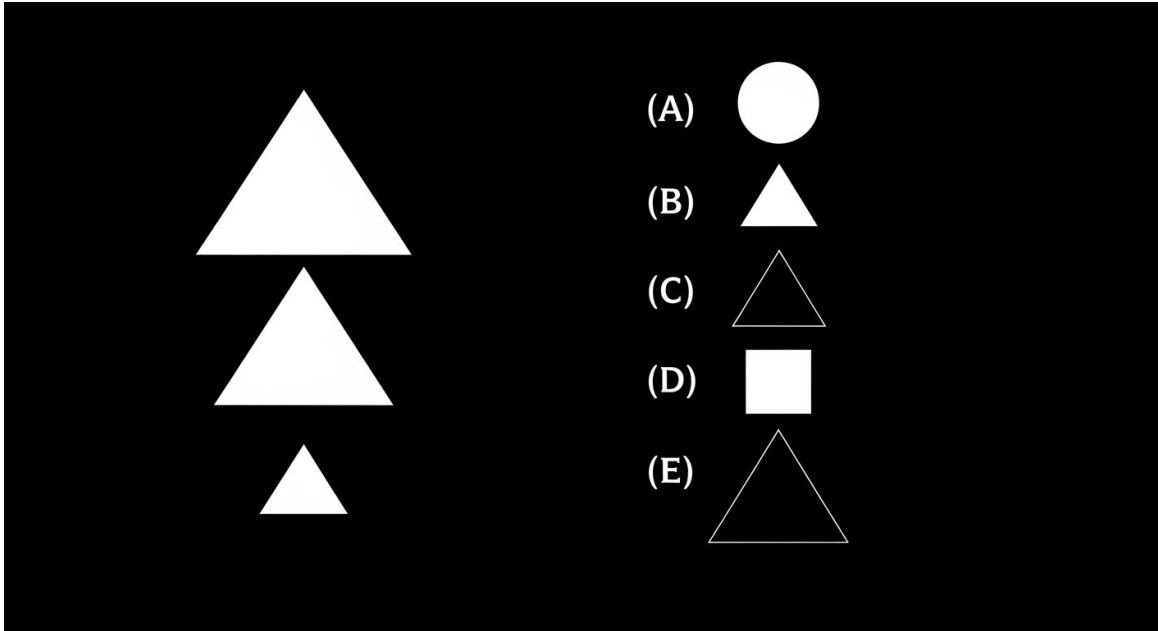
155. The three shapes are: a white-outlined circle with vertical stripes inside, a white-outlined hexagon with vertical stripes inside, a white-outlined diamond with vertical stripes inside.

Figure PQ-41



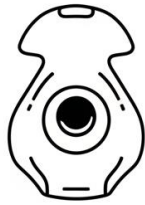
- A. a triangle with vertical stripes inside
- B. pentagon with horizontal stripes
- C. oval with diagonal stripes
- D. square with no stripes
- E. hexagon with horizontal stripes

156. The three shapes are: a large white-outlined triangle, a medium white-outlined triangle, a small white-outlined triangle — decreasing size.




- A. large white circle
- B. a tiny white triangle
- C. medium black triangle
- D. small white square
- E. large black triangle

157. The three shapes are: a black-filled circle with a white "-" inside, a black-filled hexagon with a white "-" inside, a black-filled diamond with a white "-" inside.




Faiss




Diem



Qusch




Banblis



Bam



Fedildy



Rarich

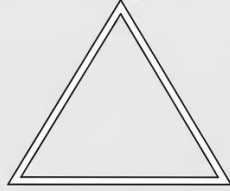


Tiemuse

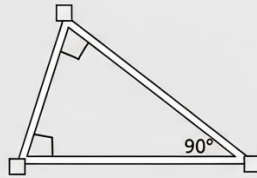
- A. white pentagon with black "-"
- B. black triangle with "+"
- C. black oval with no symbol
- D. black square with "x"
- E. a black triangle with white "-" inside

158. The three shapes are: a white-outlined acute triangle, a white-outlined right triangle, a white-outlined equilateral triangle — all triangles.

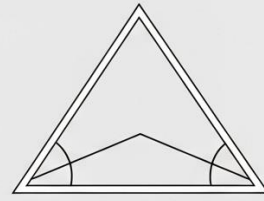
Figure PQ-44



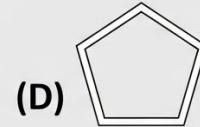
acute triangle



right oned 45°



equilateral triangle



(E)

- A. square
- B. diamond
- C. an obtuse triangle
- D. circle
- E. pentagon

Section 9: Paper Folding (Questions 159–176)

Directions: In each question below, a square piece of paper is folded and then one or more holes are punched through it. Choose the answer that shows what the paper looks like when it is completely unfolded.

159. A square piece of paper is folded in half from right to left along a vertical centre line. A single hole is punched near the upper-left corner of the folded paper. What does the paper look like when unfolded?

- A. one dot upper-left only
- B. two dots — both in the upper-left area
- C. one dot upper-centre
- D. two dots — one upper-left, one upper-right, symmetric around vertical centre

E. two dots — upper-left and lower-left

160. A square piece of paper is folded in half from top to bottom along a horizontal centre line. A single hole is punched exactly on the fold edge, near the right side. What does the paper look like when unfolded?

- A. two dots — upper-right and lower-right
- B. one dot on the horizontal centre line near the right side
- C. one dot lower-right only
- D. two dots — both on the centre line
- E. one dot upper-right only

161. A square piece of paper is folded in half from left to right along a vertical centre line. A single hole is punched near the bottom-right corner of the folded paper. What does the paper look like when unfolded?

- A. two dots — one bottom-left, one bottom-right, symmetric around vertical centre
- B. one dot bottom-right only
- C. two dots — both in the bottom-right area
- D. one dot bottom-centre
- E. two dots — bottom-right and top-right

162. A square piece of paper is folded diagonally from the top-right corner to the bottom-left corner, forming a triangle. A single hole is punched near the bottom-left vertex. What does the paper look like when unfolded?

- A. one dot bottom-left only
- B. two dots — both near the bottom
- C. one dot in the centre
- D. two dots — bottom-left and top-left
- E. two dots — one near bottom-left, one near top-right, symmetric around the diagonal

163. A square piece of paper is folded in half from bottom to top, then folded again from left to right. A single hole is punched near the top-left corner of the small folded square. What does the paper look like when unfolded?

- A. two dots — top-left and top-right
- B. one dot near top-left
- C. four dots — one near each corner of the paper
- D. four dots — all in the left half
- E. two dots — top-left and bottom-left

164. A square piece of paper is folded in half from left to right along a vertical centre line. A single hole is punched near the centre of the folded paper, slightly below the midpoint. What does the paper look like when unfolded?

- A. one dot below centre
- B. two dots — both in the right half
- C. one dot left of centre
- D. two dots — one in left half, one in right half, slightly below horizontal centre, symmetric around vertical line
- E. two dots — one above, one below centre

165. A square piece of paper is folded in half from top to bottom, then folded again from right to left. A single hole is punched near the centre of the small folded square. What does the paper look like when unfolded?

- A. one dot in the centre
- B. four dots — one near the centre of each quadrant, symmetric around both fold lines
- C. two dots — left-centre and right-centre
- D. four dots — near the corners
- E. two dots — upper-centre and lower-centre

166. A square piece of paper is folded in half from bottom to top along a horizontal centre line. A single hole is punched near the upper-right corner of the folded paper (far from fold edge). What does the paper look like when unfolded?

- A. two dots — one upper-right, one lower-right, symmetric around horizontal centre
- B. one dot upper-right only
- C. two dots — upper-right and upper-left

- D. one dot centre-right
- E. two dots — both in the lower half

167. A square piece of paper is folded in half from right to left along a vertical centre line. A single hole is punched near the bottom of the folded paper, slightly to the right of the folded rectangle's centre. What does the paper look like when unfolded?

- A. one dot near bottom-right
- B. two dots — both near bottom-right
- C. one dot bottom-centre
- D. two dots — one upper-left, one upper-right
- E. two dots — one near bottom-left, one near bottom-right, symmetric around vertical centre

168. A square piece of paper is folded in half from left to right, then folded again from top to bottom. A single hole is punched near the top-right corner of the small folded square. What does the paper look like when unfolded?

- A. one dot top-right
- B. two dots — top-left and top-right
- C. four dots — one near each corner of the paper
- D. four dots — all in the right half
- E. two dots — top-right and bottom-right

169. A square piece of paper is folded in half from top to bottom along a horizontal centre line. A single hole is punched near the left side of the folded paper, close to the fold edge. What does the paper look like when unfolded?

- A. one dot upper-left only
- B. two dots — one upper-left, one lower-left far apart
- C. one dot centre-left
- D. two dots — both close together centre-left, one just above and one just below horizontal centre
- E. two dots — upper-left and upper-right

170. A square piece of paper is folded diagonally from the bottom-left corner to the top-right corner, forming a triangle. A single hole is punched near the centre of the triangle's hypotenuse. What does the paper look like when unfolded?

- A. one dot on the diagonal
- B. two dots — one in upper-left area, one in lower-right area, symmetric around the diagonal
- C. two dots — both near the top
- D. one dot in the centre
- E. two dots — both on the right side

171. A square piece of paper is folded in half from right to left, then folded again from bottom to top. A single hole is punched near the top-right corner of the small folded square. What does the paper look like when unfolded?

- A. four dots — one near each corner of the paper
- B. two dots — top-left and top-right
- C. one dot near top-right
- D. four dots — all in the upper half
- E. two dots — top-right and bottom-right

172. A square piece of paper is folded in half from top to bottom along a horizontal centre line. Two holes are punched — one near the left side and one near the right side of the folded paper, both near the top edge (far from fold). What does the paper look like when unfolded?

- A. two dots — one left, one right (upper half only)
- B. four dots — two on the left and two on the right, spread vertically
- C. three dots — left, centre, right
- D. two dots — both near centre
- E. four dots — one near each corner area, symmetric around horizontal centre

173. A square piece of paper is folded in half from left to right, then folded again from bottom to top. A single hole is punched near the bottom-left corner of the small folded square. What does the paper look like when unfolded?

- A. two dots — bottom-left and bottom-right

- B. one dot bottom-left
- C. four dots — one near each corner of the paper
- D. four dots — all in the bottom half
- E. two dots — bottom-left and top-left

174. A square piece of paper is folded in half from bottom to top along a horizontal centre line. A single hole is punched near the centre of the folded paper, slightly to the left. What does the paper look like when unfolded?

- A. one dot centre-left
- B. two dots — one slightly above centre-left, one slightly below centre-left, symmetric around horizontal centre
- C. one dot dead centre
- D. two dots — left-centre and right-centre
- E. two dots — both in the upper half

175. A square piece of paper is folded in half from right to left along a vertical centre line. A single hole is punched exactly on the fold edge, near the bottom. What does the paper look like when unfolded?

- A. two dots — bottom-left and bottom-right
- B. one dot bottom-left only
- C. one dot bottom-right only
- D. one dot on the vertical centre line near the bottom
- E. two dots — both on the fold line

176. A square piece of paper is folded in half from top to bottom, then folded again from right to left. Two holes are punched — one near the top-left corner and one near the bottom-right corner of the small folded square. What does the paper look like when unfolded?

- A. eight dots — two near each corner, symmetric around both centre lines
- B. four dots — one near each corner
- C. two dots — top-left and bottom-right only
- D. four dots — all near the centre

E. six dots — three pairs

Practice Exam 6: Answer Key and Explanations

Verbal Analogies (Questions 1–24)

1. A — A rug covers a floor. A curtain covers a window. The relationship is a fabric covering to the surface or opening it drapes over.
2. C — A talon is the sharp natural weapon of a hawk. A fang is the sharp natural weapon of a snake. The relationship is a distinctive attacking body part to the animal it belongs to.
3. E — A chapter is one section of a novel. An inning is one section of a baseball game. The relationship is a subdivision of play or content to the complete event it belongs to.
4. B — A shoelace fastens a shoe. A button fastens a shirt. The relationship is a fastening device to the clothing item it secures.
5. D — Sandpaper is used to make a surface smooth. Soap is used to make something clean. The relationship is a material to the condition it produces.
6. A — A rind is the hard outer covering of a watermelon. A shell is the hard outer covering of an egg. The relationship is a protective exterior layer to the food item it encloses.
7. E — A rudder is the part of a vessel used to steer. A brake is the part of a vehicle used to stop. The relationship is a control mechanism to the action it performs.
8. C — A kennel is the shelter for a dog. A barn is the shelter for a horse. The relationship is a housing structure to the animal it shelters.
9. B — A pupil is a person who goes to a classroom. A patient is a person who goes to a hospital. The relationship is a person receiving a service to the facility where they receive it.
10. D — A summit is the edge or boundary at the top of a mountain. A shore is the edge or boundary at the side of a lake. The relationship is a boundary feature to the geographic body it borders.
11. A — A bud is the early form that develops into a blossom. A larva is the early form that develops into an adult insect. The relationship is an immature stage to the mature form it becomes.
12. E — A telescope is an instrument used to observe stars. A stethoscope is an instrument used to listen to a heartbeat. The relationship is a professional instrument to the thing it detects or examines.

13. C — A drought is a severe lack of rain. Insomnia is a severe lack of sleep. The relationship is a condition of deficiency to the essential thing it is missing.

14. B — A pebble is a small version; a boulder is a large version. A creek is a small version; a river is a large version. The relationship is a small natural feature to its larger counterpart.

15. D — A spoke is one of many structural parts radiating from the centre of a wheel. A rung is one of many structural parts forming the steps of a ladder. The relationship is a repeated structural component to the object it builds.

16. A — A diary contains personal, private content. An encyclopedia contains general, public content. The relationship is a type of written work to the scope of its subject matter.

17. E — Scales are a symbol of justice. A dove is a symbol of peace. The relationship is an iconic symbol to the concept it represents.

18. B — A peninsula is a body of land extending into water. A bay is a body of water extending into land. The relationship is a geographic feature to the element (land or water) that defines it.

19. D — Gills are the breathing organs of a fish. Lungs are the breathing organs of a human. The relationship is a respiratory organ to the creature that uses it.

20. C — A palette is the primary tool surface a painter uses. A keyboard is the primary tool surface a pianist uses. The relationship is an input surface to the performer who uses it.

21. A — A cactus is a plant adapted to live in the desert. Kelp is a plant adapted to live in the ocean. The relationship is an organism to the environment it thrives in.

22. E — A dimmer controls brightness. A thermostat controls temperature. The relationship is a regulating device to the condition it adjusts.

23. B — A detective searches for clues. An archaeologist searches for artifacts. The relationship is an investigator to the type of evidence they seek.

24. D — A chorus is a recurring section within a song. An intermission is a built-in break within a play. The relationship is a structural component to the performance it belongs to.

Sentence Completion (Questions 25–44)

25. E — A rare butterfly found in only one small region that is difficult to study is hard to find and track. Elusive means difficult to locate, catch, or pin down.

26. C — A sculptor who slowly revealed a figure from a block of marble was cutting into the stone. Carved means shaped or cut a hard material to create a form.

- 27. B** — A trail blocked by a landslide and fallen rocks has become dangerous and risky to travel. Treacherous means presenting hidden or unpredictable dangers.
- 28. D** — New air filters that dramatically lowered pollution have decreased the harmful output. Reduced means made smaller in amount, degree, or size.
- 29. A** — A performance that brought audience members to tears by the final note was emotionally powerful. Moving means evoking strong feelings of emotion, especially tenderness or sadness.
- 30. E** — A valley described as the opposite of a parched desert, filled with streams and vegetation, has plentiful resources. Abundant means existing in large quantities; plentifully supplied.
- 31. B** — Two statements where the times and locations cannot both be true are in conflict with each other. Contradicted means expressed the opposite of, creating a logical conflict.
- 32. D** — Thick fog that reduced visibility to nearly zero has removed it almost completely. Eliminated means completely removed or destroyed.
- 33. C** — A vaccine endorsed by health officials after extensive testing was formally accepted for use. Approved means officially agreed to or accepted as satisfactory.
- 34. A** — An ancient scroll handled with special gloves and extreme care must be very delicate and easily damaged. Fragile means easily broken, damaged, or destroyed.
- 35. E** — Buildings declared off-limits after an earthquake, with residents prohibited from entering, have been judged dangerous. Unsafe means not safe; involving risk or danger.
- 36. B** — A magnet's pull drawing small metal objects without physical contact is pulling them toward it. Attract means to draw something closer by exerting a force or influence.
- 37. D** — A river polluted for decades by industrial waste, making water undrinkable and killing fish, has been poisoned. Contaminated means made impure or harmful by the addition of a polluting substance.
- 38. C** — A chess grandmaster who can predict an opponent's strategy several moves ahead can foresee it. Anticipate means to expect or predict something and prepare for it in advance.
- 39. A** — Redwood trees so tall hikers had to crane their necks straight up are extremely large. Immense means extremely large or great in size, scale, or degree.
- 40. E** — A diplomat working to broker a peace agreement between warring nations was arranging terms through discussion. Negotiate means to discuss terms and try to reach an agreement between parties.
- 41. B** — A debate argument that was well-supported and difficult to counter was persuasive and forceful. Compelling means evoking strong interest, attention, or admiration in a powerfully convincing way.

42. D — A thick layer of blubber that keeps a polar bear's body temperature stable protects it from heat loss. Insulates means protects something by preventing the passage of heat, cold, or sound.

43. C — A discovery made while searching for something entirely different happened by fortunate accident. Serendipitous means occurring by chance in a happy or beneficial way.

44. A — A captain ordering passengers to board lifeboats from a sinking ship is leaving the vessel. Abandon means to leave a place, vehicle, or situation permanently, especially in the face of danger.

Verbal Classification (Questions 45–60)

45. D — Cello, harp, and bass are all stringed instruments. A viola is also a stringed instrument. Bow, music, orchestra, and string are related to stringed instruments but are not instruments themselves.

46. B — Emerald, ruby, and sapphire are all precious gemstones. A diamond is also a precious gemstone. Ring, jeweller, sparkle, and expensive are related to gems but are not gemstones themselves.

47. E — Rectangle, parallelogram, and trapezoid are all quadrilaterals (four-sided polygons). A rhombus is also a quadrilateral. Circle, triangle, angle, and line are geometric concepts but not four-sided shapes.

48. A — Ottawa, Washington D.C., and Canberra are all national capital cities. Berlin is also a national capital city. Country, government, embassy, and president are related to capitals but are not capital cities.

49. C — Pacific, Atlantic, and Indian are all oceans. Southern is also an ocean (Southern Ocean). Water, whale, continent, and deep are related to oceans but are not oceans themselves.

50. D — Cedar, spruce, and fir are all types of coniferous (evergreen) trees. Hemlock is also a coniferous tree. Forest, leaf, wood, and tall are related to trees but are not tree species.

51. B — Governor, premier, and mayor are all elected leaders of jurisdictions. Elected leader is the category they share. City, politics, election, and office are related but are not types of leaders.

52. E — Haiku, sonnet, and ballad are all specific forms of poetry. Poem form is the category they share. Rhyme, writing, author, and literature are related but are not specific poem forms.

53. A — Granite, basalt, and obsidian are all igneous rocks (formed from cooled magma or lava). Igneous rock is the category they share. Hard, grey, building, and mineral are related properties or concepts.

54. C — Evaporation, condensation, and sublimation are all phase changes (transitions between states of matter). Phase change is the category they share. Water, heat, gas, and science are related concepts.

55. D — Radius, diameter, and circumference are all measurements associated with circles. Circle measurement is the category they share. Math, number, ruler, and round are related but are not circle measurements.

56. B — Ankle, elbow, and knee are all joints in the human body. Joint is the category they share. Bone, leg, bend, and body are related but are not specific joints.

57. E — Sahara, Gobi, and Kalahari are all deserts. Desert is the category they share. Sand, hot, Africa, and camel are related to deserts but are not deserts themselves.

58. A — Metamorphosis, hibernation, and migration are all animal behaviours or biological strategies. Animal behaviour is the category they share. Science, insect, winter, and movement are related but are not specific behaviours.

59. C — Fraction, decimal, and percentage are all ways to express parts of a whole. This category description captures what unites them. Number, math, calculator, and divide are related but are not methods of expressing partial quantities.

60. D — Isthmus, archipelago, and peninsula are all types of geographic landforms. Geographic landform is the category they share. Water, map, travel, and ocean are related but are not landforms.

Number Analogies (Questions 61–78)

61. B — The rule is multiply by 4: $7 \times 4 = 28$, and $9 \times 4 = 36$. Applying the same rule to 6: $6 \times 4 = 24$.

62. D — The rule is divide by 2: $32 \div 2 = 16$, and $20 \div 2 = 10$. Applying the same rule to 14: $14 \div 2 = 7$.

63. A — The rule is multiply by 2 then add 1: $4 \times 2 + 1 = 9$, and $6 \times 2 + 1 = 13$. Applying the same rule to 9: $9 \times 2 + 1 = 19$.

64. E — The rule is square the number: $5 \times 5 = 25$, and $8 \times 8 = 64$. Applying the same rule to 3: $3 \times 3 = 9$.

65. C — The rule is subtract 5: $16 - 5 = 11$, and $25 - 5 = 20$. Applying the same rule to 19: $19 - 5 = 14$.

66. B — The rule is multiply by 6: $3 \times 6 = 18$, and $7 \times 6 = 42$. Applying the same rule to 5: $5 \times 6 = 30$.

67. D — The rule is multiply by 4 then add 1: $2 \times 4 + 1 = 9$, and $4 \times 4 + 1 = 17$. Applying the same rule to 6: $6 \times 4 + 1 = 25$.

68. A — The rule is take the square root: $\sqrt{49} = 7$, and $\sqrt{100} = 10$. Applying the same rule to 36: $\sqrt{36} = 6$.

69. E — The rule is multiply by 2 then subtract 1: $6 \times 2 - 1 = 11$, and $9 \times 2 - 1 = 17$. Applying the same rule to 12: $12 \times 2 - 1 = 23$.

70. C — The rule is add 1: $7 + 1 = 8$, and $13 + 1 = 14$. Applying the same rule to 50: $50 + 1 = 51$.

71. B — The rule is multiply by 6: $4 \times 6 = 24$, and $6 \times 6 = 36$. Applying the same rule to 9: $9 \times 6 = 54$.

72. D — The rule is multiply by 3 then add 3: $2 \times 3 + 3 = 9$, and $5 \times 3 + 3 = 18$. Applying the same rule to 7: $7 \times 3 + 3 = 24$.

73. A — The rule is divide by 4: $80 \div 4 = 20$, and $48 \div 4 = 12$. Applying the same rule to 100: $100 \div 4 = 25$.

74. E — The rule is square the number: $6 \times 6 = 36$, and $10 \times 10 = 100$. Applying the same rule to 8: $8 \times 8 = 64$.

75. C — The rule is subtract 5: $15 - 5 = 10$, and $23 - 5 = 18$. Applying the same rule to 31: $31 - 5 = 26$.

76. B — The rule is multiply by 6 then add 1: $1 \times 6 + 1 = 7$, and $3 \times 6 + 1 = 19$. Applying the same rule to 2: $2 \times 6 + 1 = 13$.

77. D — The rule is divide by 5: $60 \div 5 = 12$, and $45 \div 5 = 9$. Applying the same rule to 25: $25 \div 5 = 5$.

78. E — The rule is multiply by 2 then add 2: $9 \times 2 + 2 = 20$, and $4 \times 2 + 2 = 10$. Applying the same rule to 7: $7 \times 2 + 2 = 16$.

Number Series (Questions 79–96)

79. A — The pattern adds 8 each time: 8, 16, 24, 32. The next term is $32 + 8 = 40$.

80. C — The pattern multiplies by 4 each time: 2, 8, 32, 128. The next term is $128 \times 4 = 512$.

81. E — The pattern subtracts 11 each time: 88, 77, 66, 55. The next term is $55 - 11 = 44$.

82. B — The pattern doubles each time: 1, 2, 4, 8, 16. The next term is $16 \times 2 = 32$.

83. D — The pattern multiplies by 3 each time: 5, 15, 45, 135. The next term is $135 \times 3 = 405$.

84. A — The pattern adds 9 each time: 9, 18, 27, 36. The next term is $36 + 9 = 45$.

85. C — The pattern follows perfect squares: $1^2, 2^2, 3^2, 4^2, 5^2, 6^2$. The next term is $7^2 = 49$.

86. E — The pattern divides by 5 each time: 625, 125, 25, 5. The next term is $5 \div 5 = 1$.

87. B — The gaps increase by 2 each time: +2, +4, +6, +8. The next gap is +10, so $23 + 10 = 33$.

88. D — This is the Fibonacci sequence where each term is the sum of the two before: $13 + 21 = 34$.

89. A — The pattern subtracts 7 each time: 63, 56, 49, 42. The next term is $42 - 7 = 35$.

90. C — The pattern follows $n \times (n + 1)$: $1 \times 2 = 2, 2 \times 3 = 6, 3 \times 4 = 12, 4 \times 5 = 20, 5 \times 6 = 30$. The next term is $6 \times 7 = 42$.

- 91. E** — The pattern adds 13 each time: 13, 26, 39, 52. The next term is $52 + 13 = 65$.
- 92. B** — The pattern multiplies by 3 each time: 3, 9, 27, 81. The next term is $81 \times 3 = 243$.
- 93. D** — The pattern divides by 2 each time: 96, 48, 24, 12. The next term is $12 \div 2 = 6$.
- 94. A** — The gaps increase by 1 each time following Fibonacci-like additions: +1, +2, +3, +5. The gaps between consecutive terms are +1, +2, +3, +5. Looking at the sequence: 2, 3, 5, 8, 13. Each term equals the sum of the two before it (Fibonacci): $5 + 8 = 13$, $8 + 13 = 21$. The next term is 21.
- 95. C** — The pattern multiplies by 3 each time: 7, 21, 63, 189. The next term is $189 \times 3 = 567$.
- 96. E** — The rule is double then add 1: $1 \times 2 + 1 = 3$; $3 \times 2 + 1 = 7$; $7 \times 2 + 1 = 15$; $15 \times 2 + 1 = 31$. The next term is $31 \times 2 + 1 = 63$.

Number Puzzles (Questions 97–114)

- 97. D** — To find the missing number: $31 - 14 = 17$. Checking: $14 + 17 = 31$. The missing value is 17.
- 98. A** — To find the missing number: $88 \div 11 = 8$. Checking: $8 \times 11 = 88$. The missing value is 8.
- 99. C** — To find the missing number: $47 - 29 = 18$. Checking: $47 - 18 = 29$. The missing value is 18.
- 100. E** — To find the missing number: $96 \div 8 = 12$. Checking: $96 \div 12 = 8$. The missing value is 12.
- 101. B** — To find the missing number: $55 - 38 = 17$. Checking: $17 + 38 = 55$. The missing value is 17.
- 102. D** — To find the missing number: $91 \div 7 = 13$. Checking: $7 \times 13 = 91$. The missing value is 13.
- 103. A** — Solve step by step: $8 \times ? - 6 = 42$. First, $42 + 6 = 48$. Then $48 \div 8 = 6$. Checking: $8 \times 6 - 6 = 42$.
- 104. C** — To find the missing number: $47 + 35 = 82$. Checking: $82 - 35 = 47$. The missing value is 82.
- 105. E** — First compute the left side: $11 \times 5 = 55$. Then solve $55 = ? + 20$, so $? = 55 - 20 = 35$.
- 106. B** — Four identical values sum to 48: $48 \div 4 = 12$. Checking: $12 + 12 + 12 + 12 = 48$. The triangle equals 12.
- 107. D** — To find the missing number: $144 \div 12 = 12$. Checking: $144 \div 12 = 12$. The missing value is 12.
- 108. C** — Solve step by step: $6 \times ? + 5 = 47$. First, $47 - 5 = 42$. Then $42 \div 6 = 7$. Checking: $6 \times 7 + 5 = 47$.
- 109. A** — Two identical values plus 11 equal 33: $33 - 11 = 22$, then $22 \div 2 = 11$. Checking: $11 + 11 + 11 = 33$. The symbol equals 11.

110. E — First compute the left side: $90 \div 9 = 10$. Then solve $10 = ? - 6$, so $? = 10 + 6 = 16$.

111. B — First solve for the star: $\star + \star = 26$, so $\star = 13$. Then $\star + 8 = 13 + 8 = 21$.

112. D — First compute the right side: $11 \times 5 = 55$. Then solve $32 + ? = 55$, so $? = 55 - 32 = 23$.

113. C — Solve step by step: $(? + 8) \times 6 = 54$. First, $54 \div 6 = 9$. Then $9 - 8 = 1$. Checking: $(1 + 8) \times 6 = 54$.

114. A — First compute the left side: $120 \div 10 = 12$. Then solve $12 = ? + 6$, so $? = 12 - 6 = 6$.

Figure Matrices (Questions 115–136)

115. E — The rule across the top row changes the fill from white-outlined to striped. The rule down the left column changes the shape from square to circle. Applying both: the missing shape is a striped circle.

116. C — The rule across the top row reduces the size from large to small. The rule down the left column changes the shape from triangle to pentagon while keeping the fill black. Applying both: the missing shape is a small black-filled pentagon.

117. A — The rule across the top row increases the number of internal dots from one to three. The rule down the left column changes the outer shape from diamond to hexagon. Applying both: the missing shape is a hexagon with three dots in a row.

118. D — The rule across the top row is horizontal mirror reflection (right-pointing arrow becomes left-pointing). The rule down the left column changes the shape from arrow to triangle. Applying the mirror reflection to the upward-pointing triangle: it becomes a downward-pointing triangle.

119. B — The rule across the top row changes the fill from dotted to black-filled. The rule down the left column changes the shape from circle to hexagon. Applying both: the missing shape is a black-filled hexagon.

120. E — The rule across the top row removes the small circle from inside the shape. The rule down the left column changes the outer shape from triangle to diamond. Applying both: the missing shape is a diamond with no shape inside.

121. C — The rule across the top row increases the number of concentric shapes from two to three. The rule down the left column changes the shape from circles to diamonds. Applying both: the missing shape is three concentric diamonds.

122. A — The rule across the top row shifts the shaded half from the left side to the right side. The rule down the left column changes the shape from pentagon to oval. Applying both: the missing shape is an oval with its right half shaded black.

123. D — The rule across the top row doubles the number inside the shape (5 becomes 10). The rule down the left column changes the outer shape from circle to square. Applying both: the missing shape is a square containing "10."

124. B — The rule across the top row changes the fill from black-filled to white-outlined. The rule down the left column changes the shape from crescent to star. Applying both: the missing shape is a white-outlined star.

125. E — The rule across the top row changes the internal line from vertical to horizontal. The rule down the left column changes the outer shape from circle to square. Applying both: the missing shape is a square with a horizontal line through its centre.

126. C — The rule across the top row doubles the count from three (one row) to six (two rows of three). The rule down the left column changes the shape from circles to triangles. Applying both: the missing shape is six small black triangles in two rows of three.

127. A — The rule across the top row increases the size from small to medium. The rule down the left column changes the shape from star to lightning bolt. Applying both: the missing shape is a medium white-outlined lightning bolt.

128. D — The rule across the top row removes the small triangle sitting on top of the shape. The rule down the left column changes the base shape from square to hexagon. Applying both: the missing shape is a hexagon with no shape on top.

129. B — The rule across the top row increases the number of sides by 3 (triangle 3 → hexagon 6). The rule down the left column increases the number of sides by 1 (triangle 3 → square 4). The bottom-right must have $4 + 3 = 7$ sides. The missing shape is a heptagon.

130. E — The rule across the top row changes the fill from black-filled to white-outlined. The rule down the left column changes the shape from rectangle to crescent. Applying both: the missing shape is a white-outlined crescent.

131. A — The rule across the top row moves the dot from the lower-left area to the lower-right area. The rule down the left column changes the outer shape from hexagon to circle. Applying both: the missing shape is a circle with a dot in the lower-right area.

132. C — The rule across the top row changes the internal shape (square → triangle). The rule down the left column changes the outer shape from circle to hexagon. Applying both: the missing shape is a hexagon containing a triangle.

133. D — The rule across the top row changes the fill from striped to white-outlined (stripes removed). The rule down the left column changes the shape from triangle to oval. Applying both: the missing shape is a white-outlined oval.

134. B — The rule across the top row changes the internal symbol from "+" to "×." The rule down the left column changes the outer shape from hexagon to oval. Applying both: the missing shape is a black-filled oval with a white "×" inside.

135. E — The rule across the top row adds a small black-filled diamond inside the centre of the shape. The rule down the left column changes the outer shape from circle to pentagon. Applying both: the missing shape is a pentagon with a small black-filled diamond inside.

136. A — The rule across the top row doubles the number of internal dots (two → four). The rule down the left column changes the outer shape from heart to star. Applying both: the missing shape is a star with four dots inside.

Figure Classification (Questions 137–158)

137. C — All three given shapes are filled with horizontal stripes. A striped square matches this attribute. The other options are dotted, black-filled, or white-outlined.

138. E — All three given shapes are large and black-filled. A large black-filled triangle matches both size and fill. The other options fail on size (small) or fill (white, striped).

139. D — All three given shapes contain a diagonal line from upper-left to lower-right. A triangle with a diagonal from upper-left to lower-right matches this attribute. The other options have wrong line directions or no lines.

140. A — All three given shapes are small and filled with a dot/stipple pattern. A small dotted diamond matches both size and fill. The other options fail on size (large) or fill (black, white, striped).

141. B — All three given shapes are white-outlined and contain a small white-outlined triangle inside. A diamond with a small white-outlined triangle inside matches this pattern. The other options have wrong internal shapes or wrong fill.

142. E — All three given shapes are divided vertically with the left half black and the right half white. A square with the same left-black, right-white division matches this attribute. The other options are fully filled, have horizontal divisions, or reversed halves.

143. C — All three given shapes are large white-outlined shapes containing a small black-filled circle inside. A large white-outlined hexagon with a small black-filled circle inside matches this pattern. The other options have wrong internal shapes, wrong fill, or wrong size.

144. D — The three shapes are odd-sided polygons: triangle (3), pentagon (5), heptagon (7). A nonagon (9 sides) continues the odd-sided polygon pattern. The other options have even numbers of sides.

145. A — All three given shapes are medium-sized and white-outlined. A medium white-outlined diamond matches both size and fill. The other options fail on size (large, small) or fill (black, striped).

- 146. B** — All three given shapes are white-outlined and contain exactly three dots inside. A pentagon with three dots inside matches both attributes. The other options have wrong dot counts or wrong fill.
- 147. E** — All three given shapes are drawn with dashed lines. A dashed-line square matches this attribute. The other options use solid lines or dotted lines.
- 148. C** — All three given shapes are large black-filled shapes with a small white square cut out of the centre. A large black-filled hexagon with a small white square cut out matches this pattern. The other options have wrong colours, wrong cutout shapes, wrong sizes, or no cutout.
- 149. D** — All three given shapes are different types of triangles (equilateral, isosceles, scalene). A right triangle is also a type of triangle. Square, pentagon, circle, and hexagon are not triangles.
- 150. A** — All three given shapes are small and black-filled. A small black-filled crescent matches both size and fill. The other options fail on size (large, medium) or fill (white, striped).
- 151. B** — All three given shapes are large white-outlined shapes containing a small white-outlined circle inside. A large white-outlined triangle with a small white-outlined circle inside matches this pattern. The other options have wrong internal shapes, no internal shape, or wrong fill.
- 152. E** — All three given shapes contain a vertical line through their centres. A hexagon with a vertical line through its centre matches this attribute. The other options have horizontal lines, diagonal lines, or no lines.
- 153. C** — All three given shapes are medium-sized and filled with horizontal stripes. A medium striped hexagon matches both size and fill. The other options fail on size (large, small) or fill (black, white).
- 154. D** — All three given shapes contain the letter "E" inside. A pentagon with "E" inside matches this attribute. The other options contain different letters or no letter.
- 155. A** — All three given shapes contain vertical stripes inside. A triangle with vertical stripes inside matches this attribute. The other options have horizontal stripes, diagonal stripes, or no stripes.
- 156. B** — All three given shapes are white-outlined triangles of decreasing size. A tiny white-outlined triangle continues the same shape, same fill, decreasing size pattern.
- 157. E** — All three given shapes are black-filled with a white "-" inside. A black-filled triangle with a white "-" inside matches this pattern. The other options have wrong symbols or wrong fill.
- 158. C** — All three given shapes are different types of triangles (acute, right, equilateral). An obtuse triangle is also a type of triangle. Square, diamond, circle, and pentagon are not triangles.

Paper Folding (Questions 159–176)

159. D — The paper folds right onto left along a vertical centre line. A hole near the upper-left corner punches through both layers. When unfolded, two holes appear: one upper-left and one upper-right, symmetric around the vertical centre line.

160. B — The paper folds top onto bottom along a horizontal centre line. A hole punched exactly on the fold edge near the right side sits directly on the line of symmetry. When unfolded, only one hole appears on the horizontal centre line near the right side.

161. A — The paper folds left onto right along a vertical centre line. A hole near the bottom-right corner punches through both layers. When unfolded, two holes appear: one bottom-left and one bottom-right, symmetric around the vertical centre line.

162. E — The paper folds diagonally from top-right to bottom-left. A hole near the bottom-left vertex punches through both layers. When unfolded, two holes appear: one near bottom-left and one near top-right, symmetric around the diagonal fold line.

163. C — Two folds create four layers: first bottom to top, then left to right. A hole near the top-left corner of the small square punches through all four layers. When fully unfolded, four holes appear — one near each corner of the paper.

164. D — The paper folds left onto right along a vertical centre line. A hole slightly below the midpoint punches through both layers. When unfolded, two holes appear: one in the left half and one in the right half, both slightly below horizontal centre, symmetric around the vertical fold line.

165. B — Two folds create four layers: first top to bottom, then right to left. A hole near the centre of the small square punches through all four layers. When fully unfolded, four holes appear — one near the centre of each quadrant, symmetric around both fold lines.

166. A — The paper folds bottom onto top along a horizontal centre line. A hole near the upper-right corner (far from fold) punches through both layers. When unfolded, two holes appear: one upper-right and one lower-right, symmetric around the horizontal centre line.

167. E — The paper folds right onto left along a vertical centre line. A hole near the bottom, slightly right of the folded rectangle's centre, punches through both layers. When unfolded, two holes appear: one near bottom-left and one near bottom-right, symmetric around the vertical centre line.

168. C — Two folds create four layers: first left to right, then top to bottom. A hole near the top-right corner of the small square punches through all four layers. When fully unfolded, four holes appear — one near each corner of the paper.

169. D — The paper folds top onto bottom along a horizontal centre line. A hole near the left side, close to the fold edge, punches through both layers. When unfolded, two holes appear very close together on the left side, one just above and one just below the horizontal centre line, symmetric around it.

170. B — The paper folds diagonally from bottom-left to top-right. A hole near the centre of the hypotenuse punches through both layers. When unfolded, two holes appear: one in the upper-left area and one in the lower-right area, symmetric around the diagonal fold line.

171. A — Two folds create four layers: first right to left, then bottom to top. A hole near the top-right corner of the small square punches through all four layers. When fully unfolded, four holes appear — one near each corner of the paper.

172. E — The paper folds top onto bottom along a horizontal centre line. Two holes are punched near the top edge — one left and one right. Each passes through both layers. When unfolded, four holes appear: two in the upper half (left and right) and two mirrored in the lower half, symmetric around the horizontal centre line — one near each corner area.

173. C — Two folds create four layers: first left to right, then bottom to top. A hole near the bottom-left corner of the small square punches through all four layers. When fully unfolded, four holes appear — one near each corner of the paper.

174. B — The paper folds bottom onto top along a horizontal centre line. A hole near the centre, slightly to the left, punches through both layers. When unfolded, two holes appear: one slightly above centre-left and one slightly below centre-left, symmetric around the horizontal centre line.

175. D — The paper folds right onto left along a vertical centre line. A hole punched exactly on the fold edge near the bottom sits directly on the line of symmetry. When unfolded, only one hole appears on the vertical centre line near the bottom.

176. A — Two folds create four layers: first top to bottom, then right to left. Two holes are punched — one near the top-left and one near the bottom-right of the small square. Each passes through all four layers, producing four holes each — eight total. When fully unfolded, eight dots appear: two near each corner, symmetric around both centre lines.